

A large, modern chandelier is the central focus of the image. It consists of a dark, rectangular canopy mounted to the ceiling. From this canopy, numerous thin, vertical rods hang down. Each rod is topped with a small, dark, cylindrical cap. At the end of each rod is a teardrop-shaped glass pendant. The pendants vary in size and are arranged in a way that creates a sense of depth and movement. Some pendants are illuminated from within, casting a warm, golden glow, while others are not. The background is a solid, dark color, which makes the chandelier stand out.

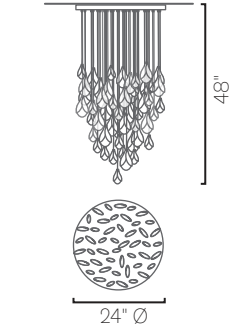


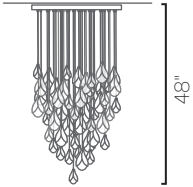
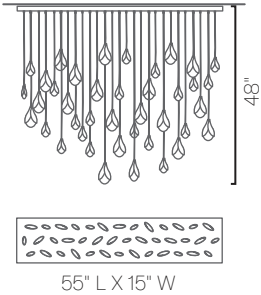

Halcyon

thomas cooper
STUDIO

Halcyon Chandelier

A cascade of smooth solid cast cristale teardrops clasped in hand cast textured solid bronze leaves spill from a bronze canopy. Custom configurations available.

Thomas Cooper Studio is born of a passion for skillful craftsmanship and distinctive design. Each work is a hand-crafted testament to the exploration of artisanal traditions and sculptural expression, creating a distinctly personal collection of luminaires and décor. Custom editions are available by commission.

NAME	MODEL	METAL FINISHES	SHADE	OVERALL HEIGHT
(HY) Halcyon	(D24) 24" Round Drop Chandelier (D55) 55" Dining Drop Chandelier	(RZ) Oil Rubbed Bronze	(CG) Cristale Glass	(48) 48"
Halcyon by Thomas Cooper Studio		<div>RZ</div>  <div>Standard</div>	<div>TX</div>  <div>Standard</div>	
				
				
	55" L X 15" W			

Lamping: LED, 120V, DIMMABLE
2700K, Dimmable Compatible
UL listed or equivalent for dry location

SPECIFICATION SELECTION:

HY

 • •

RZ

 •

CG

 •

48"

PROJECT NAME: DATE:

NOTES: