

A.

R U D I N

PACIFIC DESIGN CENTER
8687 Melrose Avenue, G#172
Los Angeles, California 90069
Tel (310) 659-2388
Fax (310) 659-1304
sales@arudin.com

D & D BUILDING
979 Third Avenue, #1201
New York, New York 10022
Tel (212) 644-3766
Fax (212) 644-3776
salesny@arudin.com

GALLERIA DESIGN CENTER
101 Henry Adams Street, #140
San Francisco, California 94103
Tel (415) 431-5021
Fax (415) 431-7940
salessf@arudin.com

MERCHANDISE MART
200 World Trade Center, #6-169
Chicago, Illinois 60654
Tel (312) 494-9300
Fax (312) 494-9310
saleschi@arudin.com

FACTORY
6062 Alcoa Avenue
Los Angeles, California 90058
Tel (323) 589-5547
Fax (323) 589-8611
factory@arudin.com

INDEX

| | |
|--------------------------------|-------|
| Arm Caps | 4 |
| Barstools | 15 |
| Baseball Stitch | 4 |
| Bed Measurement Guide | 16 |
| Cancellation and Changes | 1 |
| Carton/Crate | 17 |
| Casters | 7 |
| Construction Features | 5 |
| Cushion Clips | 6 |
| Cushion/Pillow Fill | 6 |
| Cushion/Pillow Fill Options | 6 |
| Custom Frame Modification | 6 |
| Delivery | 1 |
| Excess Fabric | 4 |
| Executive Chair Base Finishes | 13 |
| Fabric Application | 2 |
| Fabric Backing | 2 |
| Fabric Repeat Requirements | 4 |
| Finish | 7 |
| Freight Damage Claims | 1 |
| Knit Backing | 2 |
| Leather Requirements | 4 |
| Leg Options | 7 |
| Material Identification | 3 |
| Material Shipments | 2 |
| Metal Finishes | 12 |
| Muslin Mockup/Drawing | 4 |
| Nailhead Trim | 14 |
| Ordering Instructions | 1 |
| Ottoman | 7 |
| Payment | 1 |
| Quick Ship | 18/19 |
| Sectional Terminology | 20 |
| Self Deck | 6 |
| Service and Repairs | 1 |
| Skirt Options | 9 |
| Sleep Unit | 9 |
| Storage of Completed Furniture | 1 |
| Swivel | 7 |
| Terms of Sale | 1 |
| Throw Pillows | 8 |
| Trim Application | 8 |
| Warranty | 1 |

DESIGNER NET PRICE LIST - EFFECTIVE MARCH 2024

UPHOLSTERED FURNITURE GENERAL INFORMATION TERMS AND CONDITIONS OF SALE TERMS OF SALE

A. Rudin requires a fifty percent deposit on all orders.

Terms are payment of balance prior to pick up.

We appreciate it is often convenient for designers to drop balance payment checks in showroom. If there is some urgency, Email copy of check to: factory@arudin.com.

A. Rudin does accept payment by credit card. There is a 3% convenience fee.

All prices are F.O.B. A. Rudin Factory, 6062 Alcoa Avenue, Los Angeles, California 90058.

ORDERING INSTRUCTIONS

A. Rudin requires a signature on all orders or a written and signed purchase order consisting of style/item, quantity, length, (special or standard frame), cushions (# and fill), pillows (# and fill), direction of fabric, COM and COL, complete materials identification, frame finish, skirt style and height from floor when applicable.

CANCELLATIONS AND CHANGES

No cancellation or change can be accepted after the frame has been made or the fabric cut. The designer will be charged with any labor or material used due to change or cancellation.

DELIVERY

Estimated completion from receipt of all specifications and materials (fabric-backed if necessary, leather, trim, bullion). 8-10 weeks fully upholstered, 10-12 weeks exposed wood, 12-14+ weeks custom, 4-5 weeks Quick Ship chairs, 6-8 weeks Quick Ship sofas.

STORAGE

A. Rudin prefers not to store any item longer than two weeks after completion.

SERVICE AND REPAIRS

No return of merchandise will be accepted without prior authorization from our Los Angeles office. A. Rudin warrants furniture one year for any manufacturing defect under conditions of normal use and reasonable care. This warranty does not cover damage as a result of misuse, abuse or shipping damages.

FREIGHT DAMAGE CLAIMS

A. Rudin is not responsible for damage suffered in transit or in storage. Before accepting merchandise from carrier, examine the shipment carefully. If there is any visible damage to the containers, insist that a notation be made on the Delivery Document before signing for merchandise. Claims for damage or shortage by delivering carrier should be filed by the consignee within 5 days of delivery. When receiving furniture from "uncrated, blanket wrapped" furniture carrier, remove wrapping and examine furniture before signing receipt.

Note damage, if any, on receipt and file claim within 5 days with carrier. Claims for merchandise defects or errors must be reported to A. Rudin in writing within 10 days from receipt of merchandise. Failure to do so shall constitute full acceptance of the merchandise.

MATERIAL SHIPMENTS

All materials must be shipped to A. Rudin Factory at 6062 Alcoa Avenue, Los Angeles, CA 90058. We cannot accept shipments at our Los Angeles, New York, San Francisco, or Chicago showrooms. We cannot accept goods which arrive freight collect with the exception of special circumstances where A. Rudin has given prior authorization to accept a freight collect order in advance.

Customer's own material (COM)

All COM goods must be clearly identified with designer, and clients' name or sidemark, our order number and purchase order number, if applicable. All goods must indicate fabric source, pattern, color and yardage. Goods which are received and do not contain adequate information to correlate with an open order will be held. We will attempt to contact the designer, showroom or fabric source to obtain information, but we cannot be responsible for expediting fabrics which do not contain the above information.

FABRIC BACKING


Backing is recommended on upholstery fabrics to stabilize the weave and reduce seam slippage. Knit backing \$100.00 minimum (0-15 yards), and \$8.00 per yard over (16) yards.

FABRIC APPLICATION

The factory will apply fabric as to the correct side and placement of the pattern at its discretion, unless specific instructions for fabric application appear on the written order. A. Rudin reserves the right to refuse to apply any fabric which we deem unsuitable for upholstery. All stripes should bear a notation as to vertical or horizontal application.

Non-directional fabrics will be railroaded to avoid unnecessary seams.

If fabric is to be applied as it comes off the bolt (non-railroaded), order must specify "DONOTRAILROAD". If the fabric is to be railroaded, order must specify "TO BE RAILROADED". A note of caution; some fabrics are woven or printed railroaded, and this information must be taken into consideration when instructing the factory as to fabric direction.



Railroaded



Do Not Railroad (off the Bolt)



COM / COL / COT

Identification & Application Form

Please return this form to your sales representative.

FOR INTERNAL USE

CLIENT PO NO.

A. RUDIN ORDER NO.

1. About You

Firm Name:

name of company specifying product

Contact:

or name of designer assigned to project

2. A. Rudin Design

Product No. Quantity Sidemark

3. About COM

a. COM Supplier

Supplier Name

Pattern Name Number Color

Yardage Additional Identification Criteria (optional)

b. ☐ Off Bolt Common practice on chairs. ☐ Railroad Common practice on sofas.



c. Repeat Direction: ☐ Vertical ☐ Horizontal

4. Backing

Is the fabric backed? ☐ Yes ☐ No

If "No" and we determine that backing is required, may we back it for you and add the cost to your balance due?

0-15 yards \$100.00 (minimum) | 16+ yards \$8.00 per yard

Knit backing recommended for upholstery application to stabilize weave and reduce seam slippage.

5. About COT

COT Supplier Name

Pattern Name Number Color

Yardage Welt/Trim Placement Instructions (optional)

It is highly recommended that trim or cording is used when selecting a high pile Velvet or Mohair.

A. Rudin is not responsible for the irregularity in seaming and/or "smiling" that is likely to occur when upholstering with high pile fabrics.

6. Fabric Samples

Attach cutting/sample here, face side showing and in the direction to be applied.

IMAGES NOT ACCEPTED

A vertical repeat of 3" or over will (or may) require additional yardage.

Additional notes:

Attach COT or Welt Sample Here

7. Send Your Material

Materials **must** be tagged with:

- Designer Name
- Client Sidemark
- A. Rudin Item Name

Address all to:

A. RUDIN DESIGNS
6062 ALCOA AVENUE
LOS ANGELES, CA 90058

Signature

Date

FABRIC REPEAT REQUIREMENTS

All yardage requirements shown are based on 54" plain goods. If fabric is less than 54" wide, and/or has a repeat of more than 2", please add the percentage listed to the yardage.

| Wide | Add | Repeat | Add |
|------|-----|---------|-----|
| 50" | 10% | 3"-8" | 10% |
| 48" | 15% | 9"-19" | 15% |
| 45" | 20% | 20"-27" | 20% |
| 36" | 50% | 28"-36" | 30% |

LEATHER REQUIREMENTS

18 square feet of usable leather = 1 yd. 54" plain fabric. Normal cow hides are 50 to 60 square feet of usable leather. Inquire for quantity when using any hide that is smaller than 45 to 50 square feet. Small hides can increase the square footage necessary.

A. Rudin does not upcharge to upholster in COL.

BASEBALL STITCH

| | | | |
|---------|-------|-------------|--------------|
| Ottoman | Chair | Sofa 60-83" | Sofa 84-108" |
| 150 | 200 | 275 | 350 |

A. RUDIN FABRIC AND LEATHER

A. Rudin fabric and leather is not guaranteed against wear, fading, durability, stretch or dye lot variation. We are not responsible for color matching unless a cutting is requested and stock reserved.

EXCESS FABRIC

Any excess fabric to be returned must be requested at time order is placed.
Unless specified otherwise, requested excess fabric will be shipped with furniture.

MUSLIN MOCKUP/DRAWING

If required, a design intent drawing for custom furniture only may be requested at no charge, after an order has been placed.

Shop drawings \$250.

Muslin mockup not available for standard models. Muslin mockup for a custom specification is partially upholstered to give the designer the opportunity to test comfort and review design. Muslin mockup will require additional production time to be added to quoted delivery date.

500 Upcharge.

ARM CAPS (PAIR)

125 and 1½ yds. of 54" plain fabric.

Arm caps ordered after order shipped 195 and 1½ yds. of 54" plain fabric.

FULLY UPHOLSTERED CONSTRUCTION FEATURES

SEATING SUPPORT SYSTEM:

Prime quality hand-tied coil springs supported by interfaced webbing to insure stability. Certain design features necessitate rubber webbing or a no sag spring support system rather than hand-tied coil springs.

BACK SUPPORT SYSTEM:

A combination of foam and cotton over lithe springs is used to support the loose pillow back construction.

SEAT CONSTRUCTION:

Loose Cushions: A standard cushion multiple density foam enclosed in a down proof ticking envelope of 25/75 white goose down and feather.

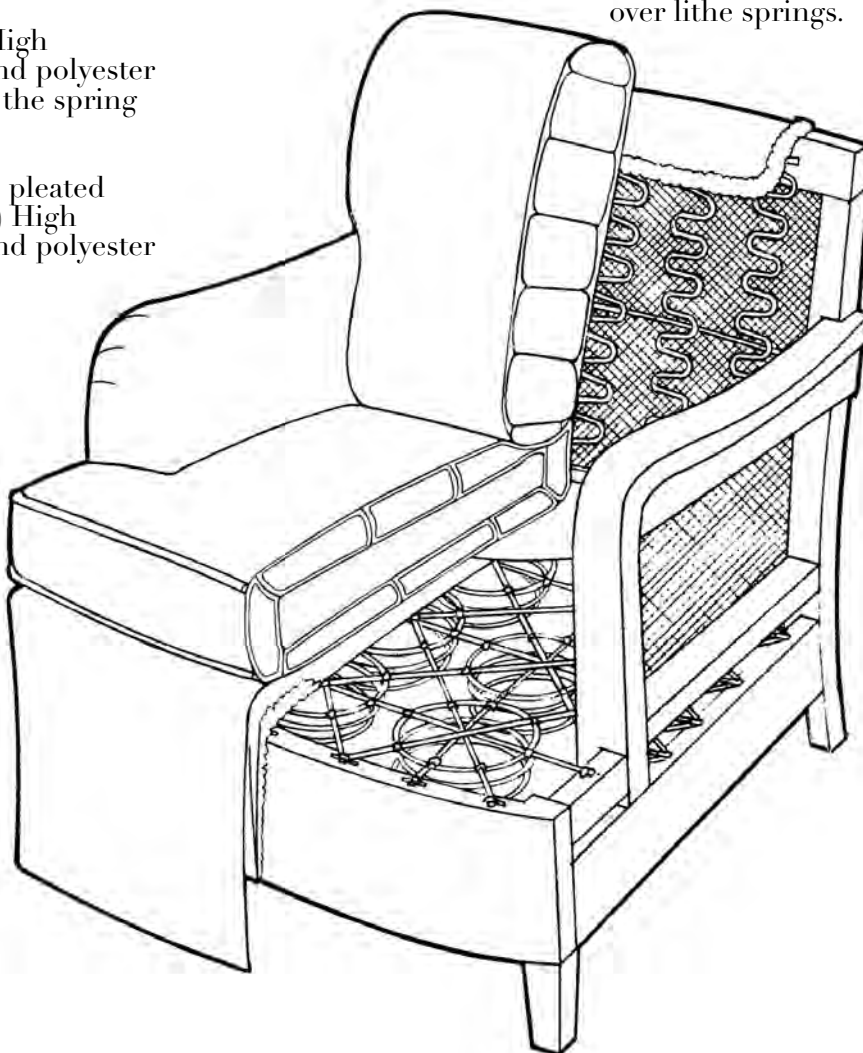
Tight Seat: (HR) High Resiliency foam and polyester fiber applied over the spring support system.

Tufted Seat: Hand pleated and tied over (HR) High Resiliency foam and polyester fiber.

PILLOW CONSTRUCTION:

Loose Pillow Back: 25/75 white goose down and feather in channeled down proof ticking.

Tight back: One of two types are used according to the specific construction and design of the frame, (HR) High Resiliency foam and cotton over marshall unit spring, or (HR) High Resiliency foam and cotton over lithe springs.



FRAME:

Frame is constructed of kiln-dried 5/4 hardwood. Joints are double doweled, glued, screwed, and reinforced with corner blocks.

CASTERS:

Casters are available when specified but are standard on all ottomans.

SKIRTING:

Hand cut to pattern, matched, fully lined and miter-seamed. Optional skirting treatments are available where applicable.

DIMENSIONS

Manufactured sizes are approximate; **critical dimensions** must be specified on the written order, soft goods are by their nature soft goods. Final dimensions ($\pm 1''$ - $2''$) will be at the discretion of A. Rudin to achieve the comfort and look requested.

STANDARD SEAT CUSHION CONSTRUCTION

25/75 White Goose Down and Feather envelope over multiple density foam core.

STANDARD BACK PILLOW CONSTRUCTION

25/75 solid White Goose Down and Feather

To change to Dacron with a multiple density foam core seat cushion and solid dacron back pillow, deduct per chart below.

| | Ottoman | Chair | Sofa | 60" | 72" | 84" | 96" | 108" |
|------|---------|-------|------|-----|-----|-----|-----|------|
| Seat | 65 | 70 | 150 | 150 | 175 | 200 | 230 | 260 |
| Back | — | 80 | 145 | 145 | 170 | 190 | 215 | 250 |

To change to Optima (non allergic polyester fiber fill in baffled ticking) with multiple density foam core seat cushion and Optima solid back pillow, price as standard seat cushion/back pillow fill.

CUSHION CLIPS

Standard on all applicable styles of sofas and chairs or upon request, no charge.

SELF DECK

Standard, except leather, velvets and silks, or unless noted.

CUSTOM FRAME MODIFICATION

It will always be in the best interest of your client to purchase standard furniture, but if this is not possible, please use the following as your selling guide: For some considerable time, A. Rudin has been building custom furniture. This experience enables A. Rudin to anticipate "most favored" dimensions. We are able to confidently specify seat depth, inside pitch, overall proportions with time tested accuracy.

The information we need from the designer is style reference. Factory will then build the comfort into that style.

MULTIPLE STYLE COMBINATIONS:

Combination of different style features. For example, arm style of 458 chair on 494 chair frame. Includes seat depth, arm and back dimension changes up to 2". Add 10%. All other changes inquire for price.

WEDGE, ANGLED, CURVED SECTIONS, BUMPERS, AND OTHER CHANGES OR ADJUSTMENTS: Inquire for price and yardage. Plan drawing required with all sectional orders.

ALTERNATE SOFA LENGTHS

If sofa falls between two lengths, price at higher price over 6" and lower price below 5".

SECTIONAL OPTIONS

Corner back return
Add \$200 & add 2 yds

Curve & Angle Pieces
Add 10% to Price
(Following outside back curve
dimensions) Inquire for price

CASTERS/SWIVEL

Concealed casters may be added to sofa, chaise or chair. Specify at time of order - No Charge

Special style casters - Inquire for price

Swivel Base - 150

Swivel/Casters - 225

OTTOMAN

Concealed casters are standard on all ottomans. Specify concealed legs if not required.

We have found that most favored dimension for ottoman to accompany fully upholstered lounge chair is overall chair width less 2". When chair and ottoman ordered together it is not necessary to specify the size of the ottoman.

FINISHES

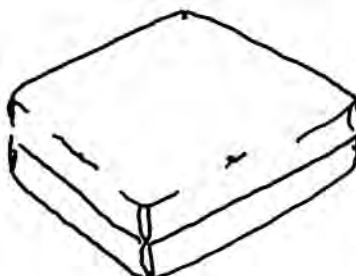
Because of natural wood differences, finishes may vary in tone, color and character. Slight variations in color and shading are part of the individual custom nature of applying finishes to wood products. **No guarantee** can be made for an **exact match**. We enforce quality matching but when certain details are critical for a particular order please **note your specific need in writing**. We shall, within limits, meet your need or your request for a "Sample for Approval". Always use current wood samples as a guide to ordering. **Do not** use floor samples as a guide since normal weathering changes the original finish. If needed, inquire for current finish sample. **Finishes in different wood than what is standard for the item inquire for price.**

THROW PILLOW FILL/STYLES

25/75 (or 50/50) solid White Goose Down and Feather or Dacron, polyester fiber.




2250
Knife Edge, with Belly



2253
Butterfly



2350
Knife Edge, No Belly



2325
Turkish Corner

| SIZE | DACRON | 25/75 DOWN FEATHER | 50/50 DOWN FEATHER | FABRIC YDS 54" Plain | TRIM YDS |
|--------------------|--------|-----------------------|-----------------------|-------------------------|----------|
| 12" x 18" | 80 | 125 | 215 | 1/2 | 2 |
| 23" x 15" | 95 | 145 | 225 | 3/4 | 2 1/2 |
| 18" x 18" | 90 | 140 | 235 | 3/4 | 2 1/2 |
| 20" x 20" | 100 | 150 | 245 | 3/4 | 3 |
| 22" x 22" | 110 | 165 | 260 | 3/4 | 3 |
| 24" x 24" | 120 | 180 | 275 | 1 1/2 | 3 |
| 26" x 26" | 130 | 225 | 340 | 2 | 3 1/2 |
| 28" x 28" | 150 | 235 | 350 | 2 | 3 1/2 |
| 12" Dia Basketball | 120 | 200 | 300 | 1 | — |
| 7" Dia Bolster | 95 | 180 | 270 | 1 | 1 1/2 |

PILLOWS WITH FLANGE - add 75 plus 3/4 yard fabric.

Gimp, tape or banding applied to one side of throw pillow (mitered) add 75.

Shirred welting add 75 plus 1/4 yard fabric.

1 1/2"-3" boxing add 75 plus 1/4 yard fabric.

Custom styles and sizes available upon request.

If fabric has a repeat and pillows are to be matched, inquire for yardage.

TRIMMING APPLICATION CHARGES

Cording without flange, hand sewn on cushions, pillows, or top of a skirt, 50 per linear yard.

Cording with flange, moss fringe, self welt, machine sewn on cushions, pillows, no charge.

Skirt with contrast fabric band, trim, braid or bullion:

Ottoman
200

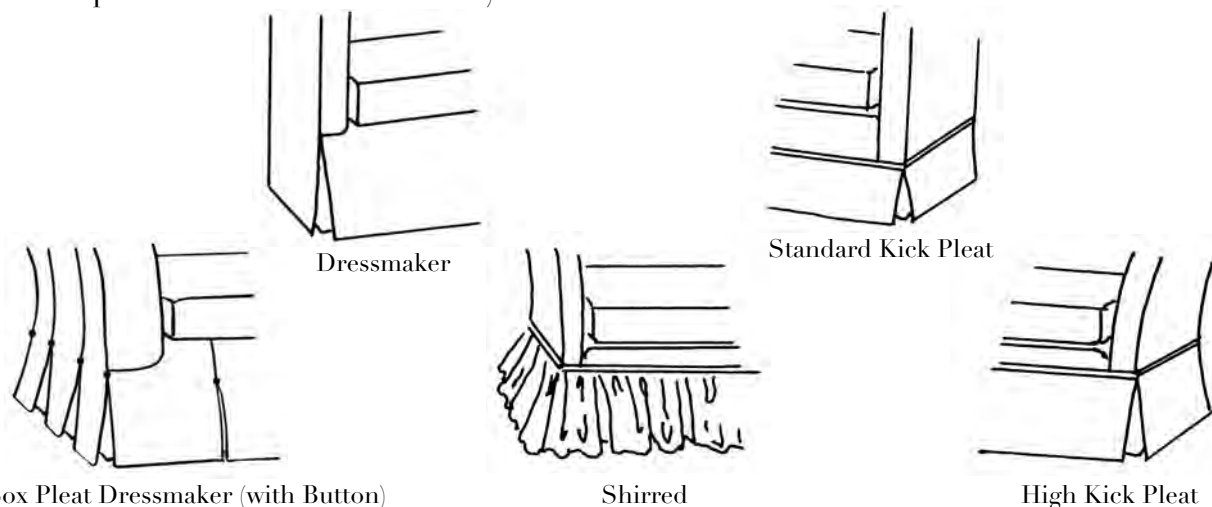
Chair
200

Sofa 60-83"
250

Sofa 84-108"
300

SKIRTS

All skirts are standard as shown and should be specified as standard at time of order. Skirts are 1/4" from floor unless otherwise specified. All skirted models have adjustable glides (unless specified with casters or swivel).



OTHER SKIRT TREATMENTS

To add a skirt to built to the floor model, upcharge per chart below. Add yardage required (54" plain fabric).

| | Ottoman | Chair | Sofa |
|----------------------|---------|-------|------|
| Box Pleat Dressmaker | 300 | 300 | 400 |
| | 3 | 3 | 5 |
| Dressmaker | 200 | 200 | 300 |
| | 2 | 2 | 4 |
| Shirred | 300 | 300 | 400 |
| | 3 | 3 | 5 |
| High Kick Pleat | 150 | 150 | 200 |
| | 2 | 2 | 3 |
| Standard Kick Pleat | 150 | 150 | 200 |
| | 1 | 1 | 3 |

To change a skirted model to built to the floor, no charge.

SOFA WITH SLEEP UNIT

Almost any sofa style with a **loose seat cushion** can be transformed into a sleep sofa. Be aware that sofa will be modified to accommodate sleep unit. Sleep unit sofas will be built with no outside back pitch. Style may require overall depth to be modified, seat depth may be shallower (maximum seat depth is 21" - 22"), arm height may be raised and it may be necessary to raise back height to accommodate sleep unit. Add the dimension of the arms of the sofa style selected to the size needed between the arms. If one or both ends of the sleeper are armless, add three inches to each armless side. Add the upcharge for the sleeper mechanism and mattress to the cost of the standard sofa at the finished size.

Mattress features: 4 1/2" high polyurethane fill with coil innerspring, damask cover.

Note: All bedding **MUST** be removed before closing sleep unit.

| | MATTRESS SIZE | SIZE BETWEEN ARMS | ADD TO SOFA PRICE |
|----------------|--------------------|-------------------|-------------------|
| Twin Mattress | 39" x 75" x 4 1/2" | 45" | 720 |
| Full Mattress | 54" x 75" x 4 1/2" | 60" | 875 |
| Queen Mattress | 60" x 75" x 4 1/2" | 68" | 950 |

#649 Bench

| | | |
|----------------------|------|------------|
| 24" x 48" - 3yds | 2900 | Stock Size |
| 36" x 36" - 3yds | 3000 | |
| 36" x 48" - 4yds | 3300 | |
| 42" x 42" - 4yds | 3400 | |
| 42" x 48" - 4yds | 3800 | |
| 48" x 48" - 4 1/2yds | 4100 | |
| 48" x 54" - 4 1/2yds | 4300 | |
| 54" x 54" - 5yds | 4500 | |
| 54" x 60" - 5yds | 4600 | |

This chart provides pricing guidelines for alternate sizes. Style may be specified any size.

#651 Bench

| | | |
|-----------------------|------|---------------|
| 21" x 36" Oval - 3yds | 3600 | |
| 31" x 49" Oval - 3yds | 3400 | Stock Size QS |
| 40" x 60" Oval - 3yds | 4900 | |
| 36" Round - 3yds | 3700 | |
| 42" Round - 3yds | 4000 | |

(4) Alternate sizes offered in addition to stock bench size 31" x 49".

#652 Bench

| | Straight Slats | Alternating Slats | |
|----------------------|---------------------------|------------------------------|---------------|
| 20" x 20" - 1 1/2yds | 3200 | Not Available | |
| 16" x 48" - 2yds | 3500 | Not Available | |
| 18" x 60" - 2 1/2yds | 3600 | Not Available | |
| 24" x 48" - 2yds | 3300 | Not Available | Stock Size QS |
| 36" x 36" - 3yds | Not Available | 3700 | |
| 42" x 42" - 3yds | Not Available | 4100 | |
| 30" x 60" - 3yds | 4500 | Not Available | |
| 36" x 54" - 3yds | 4700 | Not Available | |
| 48" x 48" - 3yds | Not Available | 4800 | |
| 36" x 72" - 4yds | 4900 | Not Available | |
| 60" x 60" - 4yds | Not Available | 5700 | |

(10) Alternate sizes offered in addition to stock bench size 24" x 48".


#789 Ottoman

| | |
|-------------------|------|
| 29" x 29" - 4yds | 4100 |
| 40" x 40" - 5yds | 4400 |
| 51" x 51" - 9yds | 4600 |
| 62" x 62" - 9yds | 4900 |
| 73" x 73" - 11yds | 5300 |


| | | Stainless Steel Polished | Stainless Steel Brushed | Brass Brushed | Brass Polished | Antique Bronze | Wood Block Legs or Wood Plinth |
|----------------------------------|------------------------------|--------------------------------|-------------------------------|------------------|-------------------|-------------------|--------------------------------------|
| | | | Blackened Steel | | | | |
| #743 Ottoman x 16"H | | | | | | | |
| | 36" x 36" - 4yds | 6900 | 7350 | 7800 | 8800 | 9100 | 4000 |
| | 48" x 48" - 5yds Standard | 7500 | 7950 | 8400 | 9400 | 9700 | 4400 |
| | 54" x 54" - 6yds | 8300 | 8750 | 9200 | 10200 | 10500 | 4700 |
| | 60" x 60" - 7yds | 9100 | 9550 | 10000 | 11000 | 11300 | 5000 |
| Seams #747 Ottoman x 16"H | | | | | | | |
| (1) | 48" x 22" - 3yds | 7700 | 8000 | 8600 | 8900 | 9300 | 4000 |
| (2) | 60" x 22" - 3yds | 8200 | 8500 | 9100 | 9400 | 9800 | 4200 |
| (2) | 72" x 22" - 4yds | 8400 | 8700 | 9300 | 9600 | 10000 | 4400 |
| (2) | 54" x 30" - 4yds | 8200 | 8500 | 9100 | 9400 | 9800 | 4200 |
| (3) | 84" x 22" - 4yds Standard | 8500 | 8800 | 9400 | 9700 | 10100 | 4700 |
| #2743 Sofa | | | | | | | |
| | 72" | 11300 | 11900 | 12900 | 13800 | 14100 | |
| | 84" | 12200 | 12800 | 13800 | 14700 | 15000 | |
| | 96" | 13200 | 13800 | 14800 | 15700 | 16000 | |
| | 108" | 14000 | 14600 | 15600 | 16500 | 16800 | |
| #2744 Sofa | | | | | | | |
| | 72" | 10300 | 10600 | 11200 | 11900 | 12200 | |
| | 84" | 11100 | 11400 | 12000 | 12700 | 13000 | |
| | 96" | 12300 | 12600 | 13200 | 13900 | 14200 | |
| | 108" | 13200 | 13500 | 14100 | 14800 | 15100 | |
| #2757 Sofa | | | | | | | |
| | 72" | 8700 | 9000 | 9600 | 10300 | 10600 | |
| | 84" | 9100 | 9400 | 10000 | 10700 | 11000 | |
| | 96" | 9600 | 9900 | 10500 | 11200 | 11500 | |
| | 108" | 10100 | 10400 | 11000 | 11700 | 12000 | |

METAL BASE FINISHES

Metal on barstool footrests, chair, ottoman and sofa bases are made to order and allow increased customization. The metal is stainless steel or brass. Suggested finishes on stainless steel are polished or brushed and polished; brushed or antiqued on brass or blackened steel. Custom metal finishes are available. Designer to submit sample or visual for reference.




BLACKENED STEEL

ANTIQUÉ BRONZE Additional upcharge depending on style
inquire for price

STAINLESS STEEL - POLISHED



STAINLESS STEEL - BRUSHED



BRASS - POLISHED



BRASS - BRUSHED

EXECUTIVECHAIRBASE

Executive chair bases are outsourced and purchased in bulk.

The oak wood cap may be specified in any wood stain dye finish except #86, #100, and special finishes are not available.

The black urethane, antique brass and polished chrome cap cannot be altered.



Urethane




A. Rudin Finish Oak Wood



Antique Brass



Polished Chrome



Executive Chair Base Finish Options

NAILHEAD TRIM

Included in price when shown on tear sheet.

To add Nailheads, when not shown, upcharge:

| | | |
|---|-------------|--------------|
| Chair/ottoman base only | 100 | |
| Chair base, inside back, arms | 175 | |
| Chair base, inside back, outside back, arms | 250 | |
| Sofa base, inside back, arms | Sofa 60-83" | Sofa 84-108" |
| | 250 | 300 |
| Sofa base, inside back, outside back, arms | Sofa 60-83" | Sofa 84-108" |
| | 350 | 400 |



N52



N54



N9



FN52



FN54



FN9



FN610



PW52



PW54



PW9



NK912



NK610



H1909



Z015



Z610



BR610

STOCK BAR STOOLS

- 618 Oak frame, unfinished, wood footrest
31" seat height
- 645 Alder frame, unfinished, satin chrome, tubular front footrest
31" seat height 30"-26" seat height (1"-5" cut from bottom of legs)
- 646 Alder frame, unfinished, satin chrome, tubular front footrest
31" seat height 30"-26" seat height (1"-5" cut from bottom of legs)
24" seat height also stocked
- 647 Alder frame, unfinished, satin chrome, tubular front footrest
31" seat height 30"-26" seat height (1"-5" cut from bottom of legs)
24" seat height also stocked
- 680 Alder frame, unfinished, wood footrest
31" seat height 30"-26" seat height (1"-5" cut from bottom of legs)
24" seat height also stocked
- 690 Alder frame, unfinished, wood footrest
31" seat height
- 697 Oak frame, unfinished, wood footrest
30" seat height
- 717 Oak frame, unfinished, metal plate top of footrest
30" seat height
- 764 Alder frame, unfinished, wood footrest
31" seat height
- 776 Alder frame, unfinished, wood footrest
31" seat height
- 780 Alder frame, unfinished, wood footrest
31" seat height
24" seat height also stocked
- 820 Alder frame, unfinished, wood footrest
31" seat height
(Armless not stocked)
- 854 Walnut frame, unfinished, wood footrest
30" seat height

All barstool styles: with the exception of finish, any change in detail (i.e., different footrest finish, different wood, dimension changes, alteration in depth or width, additional footrests) requires custom frames. Stock frames cannot be used. Lead time approx 12-14 weeks after receipt of all details. Add 15% to standard price.



Bed Measurement Guide

For your reference, standard mattress/box spring sizes:

| | |
|-----------------|---------------------|
| Eastern King | 76" wide x 80" long |
| California King | 72" wide x 84" long |
| Queen | 60" wide x 80" long |
| Full | 54" wide x 74" long |

Mattress size _____ " wide x _____ " long x _____ " high

Boxspring size _____ " wide x _____ " long x _____ " high

Mattress overall height from floor _____ "

Headboard height _____ "

Bedding allowance 1" on four sides.

Designer: _____ Order # _____

Signature: _____ Date: _____

6 0 6 2 A L C O A A V E N U E
 L O S A N G E L E S C A 9 0 0 5 8
 T E L E P H O N E 3 2 3 . 5 8 9 . 5 5 4 7
 F A C S I M I L E 3 2 3 . 5 8 9 . 8 6 1 1

Mohair, Velvet and Sueded Leather furniture require extra protection during transit: add carton or crate. These materials can crush easily. While onsite work will mitigate shipping distress, we prefer to carton or crate many of these orders. The goal is to avoid problems at the installation.

CARTON CHARGES

| | |
|---------------------|-----|
| Dining Chair | 195 |
| Lounge Chair | 220 |
| Bench/Ottoman | 170 |

CRATE CHARGES

| | |
|-------|-----|
| | 350 |
| | 400 |
| | 300 |

Sofas, Sleeper Sofas, Sectionals

| | | | |
|--------------------------------------|-----|-------|-----|
| 60"-84" | 270 | | 500 |
| 85"-96" | 345 | | 650 |
| 97"-Above | 420 | | 800 |
| Curved Sectionals: Add \$120 to each | | | |
| 2801 style ask for quote | | | |

Bed CARTON 460

CRATE 920

Headboard CARTON 200

CRATE 400

All Executive Chairs Require Cartoning 195

CRATE 350

Note

When placing an order:

- Flag order as “quick-ship”
- Specify finish or skirt height as applicable
- Provide deposit and shipping information



LOUNGE CHAIRS

| | |
|---------|---|
| 423 | skirted/adjustable glides |
| 491 | |
| 564 | |
| 612 | |
| 628 | with swivel |
| 688 | |
| 691 | with swivel |
| NEW 712 | with swivel or skirted / adjustable glides |
| 728 | with swivel |
| NEW 734 | |
| 745 | with swivel |
| 761 | with swivel |
| 772 | with swivel |
| NEW 788 | stainless steel base / silver leaf only |
| 802 | |
| NEW 845 | oak only |
| 857 | |

DINING CHAIRS

| | |
|---------|------|
| 445 | arm |
| 445 | side |
| 486 | arm |
| 486 | side |
| 696 | arm |
| 696 | side |
| NEW 807 | arm |
| NEW 807 | side |

BARSTOOLS

| | |
|-----|--|
| 647 | seat height 24" or 31" w/ satin chrome footrest |
| 680 | seat height 24" or 31" |

OTTOMANS

| | |
|-----|-------------------|
| 564 | |
| 651 | 49" X 31" X 17" H |
| 652 | 48" X 24" X 19" H |

SOFAS

| | |
|----------|--|
| 2408 | 84" |
| 2408 | 96" |
| 2513 | 84" |
| 2513 | 96" |
| 2621 | 84" |
| 2621 | 96" |
| 2634 | 108" x 72" sectional/ chaise right-facing |
| 2634 | 108" x 72" sectional/ chaise left-facing |
| 2672 | 84" |
| 2672 | 96" |
| NEW 2749 | 96" |
| NEW 2821 | 84" |
| NEW 2860 | 96" |

SHOP QUICK-SHIP *at* ARUDIN.COM

NEW Create a trade profile and shop A. Rudin online [here](#).



Quick-Ship Collections

After receipt of fabric or leather, a 4-5 weeks completion is available for chairs and 6-8 weeks for sofas. Note that a standard frame and A. Rudin finish must be specified. No modification in size is possible for quick ship.

no. 2860
NEW



no. 2749
NEW



no. 2821
NEW



no. 2621



no. 2513



no. 2672



no. 2408



no. 2634



no. 845
NEW



no. 712
NEW



no. 788
NEW



no. 734
NEW



no. 564



no. 691



no. 728



no. 628



no. 761



no. 772



no. 491



no. 802



no. 745



no. 857



no. 423



no. 688



no. 807
NEW



no. 680 / no. 647



no. 486



no. 696



no. 445



no. 652

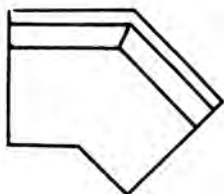


no. 651

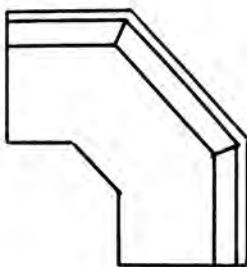


TERMINOLOGY

SECTIONAL



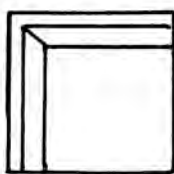
ARMLESS ANGLE



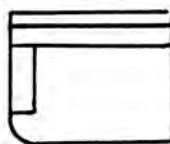
ARMLESS WEDGE



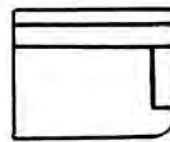
QUARTER ROUND



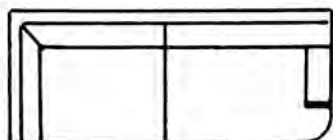
SQUARE CORNER



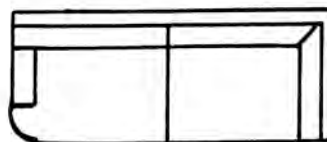
LEFT ARM FACING
SECTION



RIGHT ARM FACING
SECTION



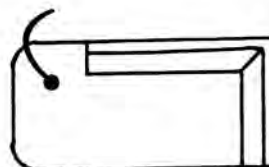
RIGHT ARM FACING
LEFT BACK RETURN



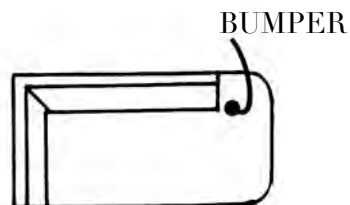
LEFT ARM FACING
RIGHT BACK RETURN

CHAISE

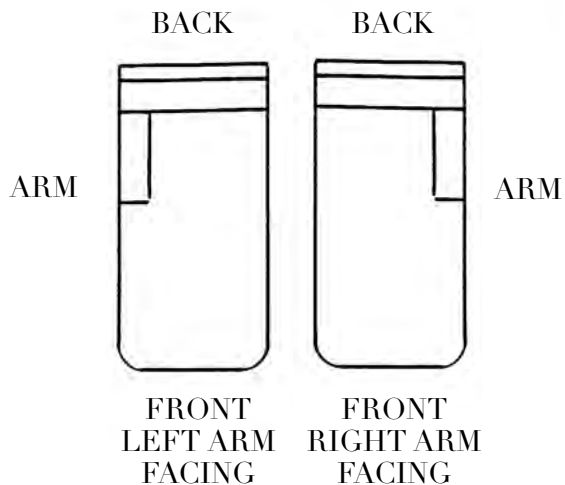
BUMPER



FRONT
RIGHT ARM FACING
BUMPER LEFT



FRONT
LEFT ARM FACING
BUMPER RIGHT



DESIGNER NET PRICE

STYLE #

COM
54" Plain Fabric



400
OTTOMAN
BENCH
2300
3

STYLE #

COM
54" Plain Fabric



417¹
CHAIR

417
OTTOMAN



419²
CHAIR

4000
9

2050
4 1/2

3400
6

STYLE #

COM
54" Plain Fabric



423QS
CHAIR

423
OTTOMAN



433³
CHAIR

4500
10

2050
4 1/2

2900
5 1/2

1 Down Fill Inside Back

2 Swivel/Casters Additional

3 Casters Included

DESIGNER NET PRICE

STYLE #

COM

54" Plain Fabric



436¹
CHAIR

3400

4

Antique Bronze
add \$250



442
ARM
CHAIR
3000
3

STYLE #

COM

54" Plain Fabric



442
SIDE
CHAIR

2800

2



445QS
ARM
CHAIR

3100

3



445QS
SIDE
CHAIR

2800

2

STYLE #

COM


54" Plain Fabric



455²
ARM
CHAIR

3200

2



455²
SIDE
CHAIR

2900

2

1 Swivel/Casters Included
Metal Clad Base, See Page 7

2 Nailhead Shown #610

3 Demi Lune

DESIGNER NET PRICE

STYLE #

COM

54" Plain Fabric



473²
CHAIR

2900
4



486QS
ARM
CHAIR

2900
3



486QS
SIDE
CHAIR

2500
2

STYLE #

COM

54" Plain Fabric



491QS
CHAIR

4100
9



491
OTTOMAN

2050
3 1/2



492³
CHAIR

3200
6 1/2

494
CHAIR

4500
10

STYLE #

COM

54" Plain Fabric

1 Bullion Application Included
(8) Yds. Cord (4) Yds. Bullion

2 Carton Required

3 Lacing Self Leather or (3) Yds.
Casters Included

DESIGNER NET PRICE



| | | | |
|-------------------------|----------------|------------------------|----------------|
| STYLE # | 494 | 496¹ | 496 |
| | OTTOMAN | CHAIR | OTTOMAN |
| COM | 2050 | 4500 | 2050 |
| 54" Plain Fabric | 4 1/2 | 10 | 4 1/2 |



| | | | |
|-------------------------|--------------|----------------|------------------------|
| STYLE # | 505 | 505 | 506² |
| | CHAIR | OTTOMAN | CHAIR |
| COM | 3800 | 2050 | 4000 |
| 54" Plain Fabric | 7 | 3 | 7 |



| | | |
|-------------------------|----------------|------------------------|
| STYLE # | 506 | 507³ |
| | OTTOMAN | CHAIR |
| COM | 2150 | 3100 |
| 54" Plain Fabric | 3 | 4 |

1 Pillow and Cord
Application Included

2 Pillow Included
3 Carton Required - See Page 17

DESIGNER NET PRICE

STYLE #

COM

54" Plain Fabric



STYLE #

540³
CHAIR

540⁴
OTTOMAN

556
ARM
CHAIR

556
SIDE
CHAIR

COM


54" Plain Fabric

4500
11

2050
5

3300
3

3100
3



STYLE #

560
ARM
CHAIR

560
SIDE
CHAIR

564QS
CHAIR

564QS
OTTOMAN

COM

54" Plain Fabric

3300
2

3100
2

3400
7

1400
2

1 Arm/Armless

Wood Base

Metal Clad Front Footrest

2 (24") Pillows Additional

3 Foam/Down Cushion/Pillow Incl.

4 Foam/Down Cushion

5 Nailhead Shown #9

DESIGNER NET PRICE

STYLE #

COM
54" Plain Fabric
Gold Leaf



STYLE #

COM
54" Plain Fabric

578
CHAIR

4300
9

STYLE #

COM
54" Plain Fabric



591³
CHAIR

4100
7


1 Casters Included

2 Pillow Included

3 Nailhead Shown #9

DESIGNER NET PRICE

| | | | | |
|-------------------------|------------------------|--|----------------|---|
| | |  | |  |
| STYLE # | 591¹ | 594 | 594 | 595 |
| | OTTOMAN | CHAIR | OTTOMAN | CHAIR |
| COM | 2150 | 4100 | 2050 | 4100 |
| 54" Plain Fabric | 3 | 9 | 3 | 7 |

| | | | |
|-------------------------|----------------|--|--|
| | | |  |
| STYLE # | 595 | | 600³ |
| | OTTOMAN | | ARMLESS |
| | | | CHAIR |
| COM | 2050 | | 4100 |
| 54" Plain Fabric | 3 | | 5 |

| | | | | |
|-------------------------|---|--|---|----------------|
| |  |  |  | |
| STYLE # | 600³ | 600³ | 602 | 602 |
| | ARM | OTTOMAN | CHAIR | OTTOMAN |
| | CHAIR | | | |
| COM | 4600 | 2900 | 4200 | 2700 |
| 54" Plain Fabric | 6 | 3 | 7 | 3 |

1 Nailhead Shown #9

2 Pillow Included

3 Carton Required
- See Page 17

DESIGNER NET PRICE

STYLE #

COM

54" Plain Fabric



**608³
CHAIR**

3300
4



**609
CHAIR**

3800
7

STYLE #

COM

54" Plain Fabric



**610
CHAIR**

3800
7

**610
OTTOMAN**

2050
3



**612QS
CHAIR**

3800
7

STYLE #

COM

54" Plain Fabric

**612
OTTOMAN**

2050
3

1 Pillow Included



2 Nailhead Shown #52

3 Carton Required
- See Page 17

DESIGNER NET PRICE

| | | | | |
|-------------------------|---|--|---|---|
| |  |  |  |  |
| STYLE # | 615² CHAIR | 615² OTTOMAN | 616 CHAIR | 618³ BAR STOOL |
| COM | 4200 | 2700 | 4100 | 3200 |
| 54" Plain Fabric | 6 | 3 | 9 | 1 |

| | | | | |
|-------------------------|--|---|--|--|
| |  |  |  |  |
| STYLE # | 619 CHAIR | 619 OTTOMAN | 620³ CHAIR | 620³ OTTOMAN |
| COM | 4500 | 2700 | 4200 | 2400 |
| 54" Plain Fabric | 9 | 3 | 4 | 2 |

| | | | | |
|-------------------------|---|------------------------------|---|------------------------------|
| |  | |  | |
| STYLE # | 621 CHAIR | 621 OTTOMAN | 628QS CHAIR | 628 OTTOMAN |
| COM | 4100 | 2050 | 4100 | 1800 |
| 54" Plain Fabric | 9 | 3 | 9 | 4 |

1 Oak Frame
Wood Footrest
Metal Top Plate Front Footrest Upcharge 75

2 Carton Required
- See Page 17

3 Oak Frame

DESIGNER NET PRICE

| | | | | |
|------------------|---|-----------------------------|---|-----------------------------|
| |  | |  | |
| STYLE # | 630 ¹ CHAIR | 630 ² OTTOMAN | 631 ³ CHAIR | 631 ³ OTTOMAN |
| COM | 4500 | 2050 | 4500 | 2050 |
| 54" Plain Fabric | 10 | 4 1/2 | 10 | 4 1/2 |

| | | | |
|------------------|--|--|----------------|
| | |  | |
| STYLE # | | 633 CHAIR | 633 OTTOMAN |
| COM | | 4100 | 2050 |
| 54" Plain Fabric | | 9 | 3 |




| | | | | |
|------------------|---|--|---|---|
| |  |  |  |  |
| STYLE # | 634 CHAIR | 634 OTTOMAN | 636 CHAIR | 636 OTTOMAN |
| COM | 4100 | 2050 | 4600 | 2500 |
| 54" Plain Fabric | 9 | 3 | 6 | 3 |

1 Pillow Included

2 Demi Lune
3 Concave Front

4 Nailhead Shown #54

DESIGNER NET PRICE

| | | | | |
|-------------------------|---|----------------|---|---|
| |  | |  |  |
| STYLE # | 638 | 638 | 639 | 640 |
| | CHAIR | OTTOMAN | CHAIR | CHAIR |
| COM | 4100 | 2050 | 3000 | 3500 |
| 54" Plain Fabric | 9 | 3 | 6 | 3 1/2 |

| | | | | |
|-------------------------|--|----------------|--|--|
| |  | |  |  |
| STYLE # | 641 | 641 | 642 | 643 |
| | CHAIR | OTTOMAN | CHAIR | CHAIR |
| COM | 4100 | 2050 | 3600 | 3900 |
| 54" Plain Fabric | 9 | 4 | 4 | 4 |


| | | | | |
|-------------------------|---|--|---|---|
| |  |  |  |  |
| STYLE # | 645¹ | 646² | 647² | 648 |
| | BAR | BAR | BAR | CHAIR |
| | STOOL | STOOL | STOOL | |
| COM | 3100 | 3100 | 2800 | 3200 |
| 54" Plain Fabric | 2 | 2 | 2 | 2 1/2 |

1 Satin Chrome Tubular Footrest
Nailhead Shown #610

2 Satin Chrome
Tubular Footrest

DESIGNER NET PRICE

| | | | | |
|---------------------------------------|---|--|---|---|
| |  |  |  |  |
| STYLE # | 649¹ BENCH | 651¹QS BENCH | 652¹QS BENCH | 653^{2,5} CHAIR |
| COM 54" Plain Fabric | 2900 3 | 3400 3 | 3300 2 | 3200 4 |

| | | | | |
|---------------------------------------|--|--|--|--|
| |  | |  |  |
| STYLE # | 654³ CHAIR | 654³ OTTOMAN | 655² ARM CHAIR | 655² SIDE CHAIR |
| COM 54" Plain Fabric | 4300 9 | 2150 3 | 3100 3 | 2800 2 |

| | | | |
|---------------------------------------|--|---|---|
| |  |  |  |
| STYLE # | 660⁴ CHAIR | 662 ARM CHAIR | 662 SIDE CHAIR |
| COM 54" Plain Fabric | 3100 2 | 3200 4 | 3100 3 |

1 See Chart Page 10

2 Nailhead Shown #610
3 Nailhead Shown #9

4 Oak Frame
5 Carton Required - See Page 17

DESIGNER NET PRICE









| | | | | |
|------------------|---|--|---|---|
| |  |  |  |  |
| STYLE # | 663 | 663 | 664 | 670 ¹ |
| | ARM | SIDE | SIDE | CHAIR |
| | CHAIR | CHAIR | CHAIR | |
| COM | 3100 | 2700 | 2700 | 4500 |
| 54" Plain Fabric | 2 | 2 | 2 | 10 |
| |  |  | |  |
| STYLE # | 670 ² | 671 | 671 | 672 |
| | OTTOMAN | CHAIR | OTTOMAN | CHAIR |
| COM | 2050 | 3500 | 1800 | 4500 |
| 54" Plain Fabric | 4 1/2 | 7 | 3 | 10 |
| |  |  | |  |
| STYLE # | 673 | 675 ^{3,4} | 675 ^{3,4} | 676 ⁴ |
| | CHAIR | CHAIR | OTTOMAN | ARM CHAIR |
| COM | 2900 | 3800 | 2500 | 3300 |
| 54" Plain Fabric | 4 | 6 | 3 | 1 |
| | | | | OAK FRAME |
| | | | | 3500 |

1 Pillow Included
Down Fill Inside Back

2 Demi Lune
3 Foam/Dacron Cushion

4 Carton Required
- See Page 17

DESIGNER NET PRICE

| | | | | |
|------------------|---|--|--|-----------------------------|
| |  |  |  | |
| STYLE # | 676 ¹ SIDE CHAIR | 678 ¹ CHAIR | 679 CHAIR | |
| COM | 3200 | 3100 | 4500 | |
| 54" Plain Fabric | 1 OAK FRAME 3300 | 4 | 10 | |
| | | | | |
| |  |  |  | |
| STYLE # | 679 OTTOMAN | 680 ³ QS BAR STOOL | 681 ¹ CHAIR | 681 ¹ OTTOMAN |
| COM | 2050 | 2800 | 4700 | 2700 |
| 54" Plain Fabric | 4 1/2 | 2 | 8 1/2 | 3 |
| | | | | |
| |  |  | | |
| STYLE # | 683 ⁴ CHAIR | 683 ⁴ OTTOMAN | | |
| COM | 4500 | 2700 | | |
| 54" Plain Fabric | 9 | 3 | | |

1 Carton Required - See page 17
 2 Skirt Option (9 Yds. 54" Plain)
 No Upcharge

3 Wood Footrest
 Metal Top Plate Front
 Footrest Upcharge 75

4 Walnut Frame
 Foam/Down Cushion

DESIGNER NET PRICE

| | | | | |
|------------------|---|--|---|---------|
| |  |  |  | |
| STYLE # | 687 | 687 | 688 ¹ QS | 688 |
| | ARM | SIDE | CHAIR | OTTOMAN |
| COM | 3000 | 2500 | 4400 | 2500 |
| 54" Plain Fabric | 3 | 2 | 7 | 4 |

| | | | | |
|------------------|--|---|--|---------|
| |  |  |  | |
| STYLE # | 689 | 690 ² | 691QS | 691 |
| | CHAIR | BAR | CHAIR | OTTOMAN |
| COM | 4200 | 3200 | 3500 | 1800 |
| 54" Plain Fabric | 8 | 2 | 7 | 4 |

| | | | | |
|------------------|---|--|---|---------|
| |  |  |  | |
| STYLE # | 692 ³ | 693 | 694 | 694 |
| | CHAIR | CHAIR | CHAIR | OTTOMAN |
| COM | 4300 | 4300 | 4500 | 2500 |
| 54" Plain Fabric | 2 | 7 | 8 | 3 |

1 Down Fill Inside Back

2 Wood Footrest
Metal Top Plate Front
Footrest Upcharge 75

3 Oak Frame

DESIGNER NET PRICE

| | | | | |
|-------------------------|---|--|---|---|
| |  |  |  |  |
| STYLE # | 696QS | 696QS | 697¹ | 699² |
| | ARM | SIDE | BAR | ARM |
| | CHAIR | CHAIR | STOOL | CHAIR |
| COM | 2900 | 2500 | 3300 | 3300 |
| 54" Plain Fabric | 4 | 2 | 2 | 3 |

| | | |
|-------------------------|--|--|
| |  |  |
| STYLE # | 699² | 706 |
| | SIDE | CHAIR |
| | CHAIR | |
| COM | 3100 | 4200 |
| 54" Plain Fabric | 2 | 9 |

| | | | |
|-------------------------|--|---|---|
| |  |  |  |
| STYLE # | 706 | 707 | 707 |
| | OTTOMAN | ARM | SIDE |
| | | CHAIR | CHAIR |
| COM | 1800 | 3000 | 2800 |
| 54" Plain Fabric | 3 | 3 | 3 |

1 Oak Frame
 1" Lower Than #690
 Metal Top Plate Front Footrest Upcharge 75

2 Nailhead Shown #610
 3 Down Fill Inside Back

DESIGNER NET PRICE

| | | | | |
|------------------|--|--------------|--|--|
| |  | | | |
| STYLE # | 708 OTTOMAN | 709 CHAIR | 709 OTTOMAN | |
| COM | 2050 | 3900 | 2050 | |
| 54" Plain Fabric | 3 | 8 | 4 1/2 | |
| | | |  |  |
| STYLE # | | 711 CHAIR | 712QS CHAIR | |
| COM | | 3500 | 3700 | |
| 54" Plain Fabric | | 5 | 7 | |
| STYLE # | 712 OTTOMAN | | | |
| COM | 1800 | | | |
| 54" Plain Fabric | 4 | | | |

DESIGNER NET PRICE

STYLE #

COM

54" Plain Fabric



716
ARM
CHAIR
3000
2



716
SIDE
CHAIR
2800
2



717¹
BAR
STOOL
2500
1

STYLE #

COM

54" Plain Fabric



722²
CHAIR

722
OTTOMAN



723^{1,3}
CHAIR



724
CHAIR

4500
9

2050
4 1/2

3900
4

2700
5

STYLE #

COM

54" Plain Fabric



725
CHAIR



728QS
CHAIR

728
OTTOMAN



729
ARM
CHAIR

2900
5

3500
7

1800
4

3600
1

1 Oak Frame
Metal Clad Front Footrest
Nailhead Shown #9

2 Down Fill Inside Back

3 Carton Required
- See Page 17

DESIGNER NET PRICE

| | | | | |
|-------------------------|---|---|---|---|
| |  |  |  |  |
| STYLE # | 729 | 734 | 735 | 737 |
| | SIDE | CHAIR | CHAIR | CHAIR |
| | CHAIR | | OAK WOOD | |
| COM | 3200 | 2500 | W/ SWIVEL | 4100 |
| 54" Plain Fabric | 1 | 4 | 3600 | 7 |
| | | | 5 | |
| |  |  |  | |
| STYLE # | 738 | 740 | 743^{1,2} | |
| | CHAIR | OTTOMAN | OTTOMAN | |
| | | BENCH | 48"x 48" | |
| COM | 4100 | 2500 | POLISHED | |
| 54" Plain Fabric | 8 | 1 | STAINLESS STEEL | |
| | | | 7500 | |
| | | | 5 | |
| |  | |  |  |
| STYLE # | 745QS | 745 | 747^{1,2} | 748 |
| | CHAIR | OTTOMAN | OTTOMAN | ARM |
| | | | 48"x22" | CHAIR |
| COM | 3400 | 1800 | POLISHED | |
| 54" Plain Fabric | 7 | 3 | STAINLESSSTEEL | |
| | | | 7700 | 3000 |
| | | | 3 | 3 |

1 See Chart Page 11

2 Crate Required
- See Page 17

DESIGNER NET PRICE



STYLE #

748
SIDE
CHAIR

COM

2800

54" Plain Fabric

2

751¹
CHAIR

3500

3

752²
CHAIR

4500

9



STYLE #

756 OTTOMAN
Antique Bronze Add \$250

DIA 14" 17" 24"

COM

1500 1700 1900

54" Plain Fabric

2 2 2.5

759
CHAIR

4700

8

760¹
ARM
CHAIR

3400

2

760¹
SIDE
CHAIR

3200

2



STYLE #

761QS
CHAIR

3500

54" Plain Fabric

7

762¹
CHAIR

3100

4

764³
BAR
STOOL

2800

2

770⁴
CHAIR

4500

10

1 Carton Required - See Page 17

2 Nailhead Shown #9











3 Wood Footrest

Metal Top Plate Front

Footrest Upcharge 75

4 Down Fill Inside Back

DESIGNER NET PRICE

| | | | | |
|------------------|---|--|---|---|
| |  | |  | |
| STYLE # | 770 OTTOMAN | 772QS CHAIR KIDNEY PILLOW INCLUDED 3500 | 772 OTTOMAN | 773 ² CHAIR |
| COM | 2050 | 8 | 1800 | 3400 |
| 54" Plain Fabric | 4 1/2 | | 4 | 4 |
| |  |  |  |  |
| STYLE # | 774 OTTOMAN | 776 ^{2,3} BAR STOOL | 780 ³ BAR STOOL | 781 CHAIR |
| COM | 1300 | 3100 | 3200 | 3100 |
| 54" Plain Fabric | 2 | 1 | 2 | 2 |
| |  |  |  |  |
| STYLE # | 782 ARM CHAIR | 787 SIDE CHAIR | 788 ^{4,5} CHAIR W/SWIVEL | 789 ⁶ OTTOMAN 51" x 51" |
| COM | 2900 | 3200 | 5700 | 4600 |
| 54" Plain Fabric | 4 | 3 | 5 Antique Bronze Add \$250 | 9 |

2 Carton Required-
See Page 17

3 Wood Footrest Metal Top Plate
Front Footrest Upcharge 75
4 Crate Required - See Page 17

5 Oak Frame
6 See Chart Page 10

DESIGNER NET PRICE



STYLE #

**794^{1,2}
CHAIR**

**COM
54" Plain Fabric**

6200
6



**798
CHAIR**

5800
4



**802QS³
CHAIR**

3700
4 1/2

STYLE #

**802³
OTTOMAN**

**COM
54" Plain Fabric**

2500
2



STYLE #

**805
CHAIR**

**COM
54" Plain Fabric**

3900
7



**805
OTTOMAN**

2050
3

1 Crate Required - See Page 17
2 Macassar Ebony Veneer

3 Carton Required - See Page 17

4 Down Fill Inside Back

DESIGNER NET PRICE

STYLE #

COM
54" Plain Fabric



810¹
ARM
CHAIR
3200
1 1/2



810¹
SIDE
CHAIR
3000
1 1/2



STYLE #

COM
54" Plain Fabric

811²
CHAIR

3600
4



812
CHAIR

4000
9

812
OTTOMAN

2050
4 1/2



STYLE #

COM
54" Plain Fabric

819
CHAIR

4300
5

819
OTTOMAN

2500
3



820³
BAR
STOOL
3400
1 1/2

1 Nailhead Shown #610
2 Oak Frame

3 Arm, Wood Footrest
Metal Top Plate Front
Footrest Upcharge 75
Nailhead Shown #610

DESIGNER NET PRICE

| | | | | |
|------------------|---|--|---|---|
| |  | |  | |
| STYLE # | 820 ¹ BAR STOOL | 828 CHAIR | 828 OTTOMAN | 842 ² CHAIR |
| COM | 2900 | 4500 | 2050 | 3900 |
| 54" Plain Fabric | 1 1/2 | 10 | 4 1/2 | 4 |
| |  | |  |  |
| STYLE # | 845 ^{3,4} CHAIR | 845 OTTOMAN | 851 ^{2, 5} CHAIR | 852 ^{2,5} ARM CHAIR |
| COM | 5500 | 1800 | 3500 | 3100 |
| 54" Plain Fabric | 5 | 4 1/2 | 3 | 2 |
| |  |  |  |  |
| STYLE # | 852 ^{2,5} SIDE CHAIR | 853 ^{2,5} CHAIR | 853 ^{2,5} OTTOMAN | 854 ^{2,6} BARSTOOL |
| COM | 2900 | 3400 | 2050 | 3500 |
| 54" Plain Fabric | 2 | 3 | 1 | 2 |

1 Armless, Wood Footrest
Metal Top Plate Front
Footrest Upcharge 75
Nailhead Shown #610

2 Carton Required - See Page 17
3 Crate Required - See Page 17
4 Oak Frame
5 Walnut Frame

6 Walnut Frame
Metal Top Plate Front
Footrest Upcharge 75

DESIGNER NET PRICE


| | | | | |
|------------------|---|---|---|--|
| |  |  |  |  |
| STYLE # | 855 ^{1,2} ARM CHAIR | 855 ^{1,2} SIDE CHAIR | 856 ^{1,2} CHAIR | 857 ^{1,2} QS CHAIR |
| COM | 4300 | 4100 | 4900 | 4000 |
| 54" Plain Fabric | 1 1/2 | 1 1/2 | 3 | 7 |
| |  |  |  |  |
| STYLE # | 858 ^{1,2} CHAIR | 859 ^{1,2} CHAIR | 861 ^{1,2,3} CHAIR | 862 ^{1,2} CHAIR |
| COM | 5000 | 4800 | 5300 | 4400 |
| 54" Plain Fabric | 6 | 8 | 8 | 3 |
| |  |  |  | |
| STYLE # | 864 ^{1,2} CHAIR KIDNEY PILLOW INCLUDED | 870 ³ OTTOMAN WITH TRAYSLIDE STANDARD TRAY: Maple or Walnut Live Edge, Clear Coat FEET: Alder Wood 54"Wx30"Dx17"H w/ tray 35" d x 20" h | 871 CHAIR | |
| COM | 4400 | 11900 | 2700 | |
| 54" Plain Fabric | 3 1/2 | 4 | 2 1/2 | |

1 Walnut Frame

2 Carton Required
- See Page 173 Other Woods Available. Due
to Nature of Wood May have
Variations in Grain & Color.

DESIGNER NET PRICE

| | | | | |
|------------------|---|---|---|---|
| |  |  |  |  |
| STYLE # | 873 CHAIR | 874 CHAIR | 874 OTTOMAN | 875 CHAIR |
| COM | 3300 | 4400 | 2050 | 3900 |
| 54" Plain Fabric | 3 | 8 | 3 | 5 1/2 |

| | |
|------------------|--|
| |  |
| STYLE # | 876 CHAIR |
| COM | 5200 |
| 54" Plain Fabric | 7 1/2 |

DESIGNER NET PRICE



| STYLE # | 2299 SOFA | | | |
|------------------|--------------------------|------|------|------|
| | Throw Pillows Additional | | | |
| | 72" | 84" | 96" | 108" |
| COM | 7900 | 8300 | 8700 | 9300 |
| 54" Plain Fabric | 16 | 18 | 20 | 22 |



| STYLE # | 2408 SOFA | | | | |
|------------------|-----------|------|-------|-------|------|
| | 60" | 72" | 84"QS | 96"QS | 108" |
| COM | 7200 | 7500 | 7900 | 8300 | 8900 |
| 54" Plain Fabric | 14 | 16 | 18 | 20 | 22 |



| STYLE # | 2419 SOFA | | | | |
|------------------|-----------|------|------|------|------|
| | 60" | 72" | 84" | 96" | 108" |
| COM | 7000 | 7500 | 8200 | 8800 | 9400 |
| 54" Plain Fabric | 15 | 18 | 21 | 24 | 27 |

DESIGNER NET PRICE

STYLE #

COM
54" Plain Fabric



STYLE #

2448 SOFA

Upholstered Leg Standard
Wood Leg Option No Upcharge
Nailhead Shown #9

| | | | | |
|------------------|------|------|------|------|
| | 72" | 84" | 96" | 108" |
| COM | 7800 | 8300 | 9000 | 9700 |
| 54" Plain Fabric | 16 | 18 | 20 | 22 |



STYLE #

2454 SOFA

Throw Pillows Additional

| | | | | |
|------------------|------|------|------|------|
| | 72" | 84" | 96" | 108" |
| COM | 8800 | 9100 | 9300 | 9700 |
| 54" Plain Fabric | 18 | 21 | 24 | 27 |



2458 SOFA

| | | | | | |
|--|------|------|------|------|------|
| | 60" | 72" | 84" | 96" | 108" |
| | 7000 | 7500 | 8200 | 8800 | 9400 |
| | 15 | 18 | 21 | 24 | 27 |

DESIGNER NET PRICE



STYLE #

2469 SOFA

Throw Pillows Additional
Down Pad in Back

| | 60" | 72" | 84" | 96" | 108" |
|------------------|------|------|------|------|------|
| COM | 7200 | 7500 | 7900 | 8300 | 8900 |
| 54" Plain Fabric | 10 | 12 | 14 | 16 | 18 |



2476 SOFA

| | 72" | 84" | 96" | 108" |
|------------------|------|------|------|------|
| COM | 7500 | 8200 | 8800 | 9400 |
| 54" Plain Fabric | 18 | 21 | 24 | 27 |



STYLE #

2480 SOFA

| | 60" | 72" | 84" | 96" | 108" |
|------------------|------|------|------|------|------|
| COM | 7000 | 7500 | 8200 | 8800 | 9400 |
| 54" Plain Fabric | 15 | 18 | 21 | 24 | 27 |



2481 SOFA¹

| | 60" | 72" | 84" | 96" | 108" |
|------------------|------|------|------|------|-------|
| COM | 7800 | 8300 | 8800 | 9700 | 10200 |
| 54" Plain Fabric | 14 | 16 | 18 | 20 | 22 |



STYLE #

2484 HEADBOARD

Headboard 54" Ht

| | Twin | Full / Queen | King |
|------------------|-------|--------------|-------|
| COM | 3500 | 3700 | 4000 |
| 54" Plain Fabric | 5 1/2 | 6 | 6 1/2 |



2484 Bed. Headboard 54" ht

Footboard 28" ht. Platform

Option 250 Upcharge

| | Twin | Full / Queen | King |
|------------------|------|--------------|------|
| COM | 5300 | 5800 | 6300 |
| 54" Plain Fabric | 14 | 15 | 15 |

1 Carton Required
- See Page 17

DESIGNER NET PRICE



STYLE #

2491 SOFA

COM
54" Plain Fabric

| 60" | 72" | 84" | 96" | 108" |
|------|------|------|------|------|
| 7300 | 7800 | 8300 | 8800 | 9500 |
| 14 | 16 | 18 | 20 | 22 |



STYLE #

2494 SOFA

COM
54" Plain Fabric

| 60" | 72" | 84" | 96" | 108" |
|------|------|------|------|------|
| 7000 | 7500 | 8300 | 8800 | 9500 |
| 14 | 16 | 18 | 20 | 22 |



2496 SOFA

Cord Application Included
Throw Pillows Additional

| 60" | 72" | 84" | 96" | 108" |
|------|------|------|------|------|
| 7500 | 7900 | 8300 | 8700 | 9300 |
| 14 | 16 | 18 | 20 | 22 |



STYLE #

2498 SOFA

COM

54" Plain Fabric

| 60" | 72" | 84" | 96" | 108" |
|------|------|------|------|------|
| 7300 | 7800 | 8300 | 9000 | 9700 |
| 14 | 16 | 18 | 20 | 22 |

DESIGNER NET PRICE



STYLE #

2513 SOFA

(2) Bolsters Included
Foam/Dacron Cushion

| | 60" | 72" | 84"QS | 96"QS | 108" |
|------------------|------|------|-------|-------|-------|
| COM | 7900 | 8300 | 8800 | 9500 | 10000 |
| 54" Plain Fabric | 14 | 16 | 18 | 20 | 22 |



2515 SOFA

| | 60" | 72" | 84" | 96" | 108" |
|------------------|------|------|------|------|------|
| COM | 7200 | 7500 | 7900 | 8300 | 8900 |
| 54" Plain Fabric | 10 | 12 | 14 | 16 | 18 |



STYLE #

2519 SOFA

Concave Front

| | 72" | 84" | 96" | 108" |
|------------------|------|------|------|------|
| COM | 8100 | 8600 | 9300 | 9800 |
| 54" Plain Fabric | 16 | 18 | 20 | 22 |



2521 SOFA

Down Fill Inside Back

| | 60" | 72" | 84" | 96" | 108" |
|------------------|------|------|------|------|------|
| COM | 7000 | 7500 | 8300 | 8800 | 9500 |
| 54" Plain Fabric | 10 | 12 | 14 | 16 | 18 |



STYLE #

2584 HEADBOARD

| | Walnut Frame Headboard 48" High | | |
|------------------|------------------------------------|--------------|-------|
| | Twin | Full / Queen | King |
| COM | 4300 | 4600 | 4900 |
| 54" Plain Fabric | 5 | 6 | 6 1/2 |



2584 BED

| | Walnut Frame Headboard 48" ht Platform Option 250 Upcharge | | |
|------------------|---|--------------|------|
| | Twin | Full / Queen | King |
| COM | 6500 | 7000 | 7500 |
| 54" Plain Fabric | 9 | 10 | 10 |

DESIGNER NET PRICE



STYLE #

2594 SOFA

COM

54" Plain Fabric

| 72" | 84" | 96" | 108" |
|------|------|------|------|
| 7500 | 8200 | 8800 | 9400 |
| 18 | 21 | 24 | 27 |



2600 SOFA¹

| 60" | 72" | 84" | 96" |
|------|------|------|------|
| 7300 | 7800 | 8300 | 9000 |
| 10 | 12 | 14 | 16 |

STYLE #

COM

54" Plain Fabric



STYLE #

2605 SOFA¹

(2) Bolsters Included

(3) Throw Pillows Additional

COM

54" Plain Fabric

Gold Leaf

Finials Included

| 72" | 84" | 96" | 108" |
|------|------|------|------|
| 8000 | 8400 | 8700 | 9300 |
| 18 | 21 | 24 | 27 |



2612 SOFA

| 60" | 72" | 84" | 96" |
|------|------|------|------|
| 6000 | 6300 | 6700 | 7200 |
| 10 | 12 | 14 | 16 |

1 Carton Required
- See Page 17

DESIGNER NET PRICE



STYLE #

2620 SOFA

Oak Frame

65" 95"

(2) Seats (3) Seats

COM

54" Plain Fabric

8600 9400

10 15



2621 SOFA

60" 72" 84"QS 96"QS 108"

7300 7800 8300 8800 9500

14 16 18 20 22



STYLE #

2622 SOFA

72" 84" 96" 108"

COM

54" Plain Fabric

7500 8200 8800 9400

18 21 24 27



2626 SOFA

Nailhead Shown #9

72" 84" 96" 108"

8600 8900 9100 9500

14 16 18 20



STYLE #

2628 SOFA

72" 84" 96" 108"

COM

54" Plain Fabric

7800 8300 8800 9500

16 18 20 22



2629 SOFA

(4) Throw Pillows Additional
Foam/Down Cushion

72" 84" 96" 108"

7600 7900 8200 8600

14 16 18 20

DESIGNER NET PRICE



STYLE #

2632 SOFA

| | 60" | 72" | 84" | 96" | 108" |
|------------------|------|------|------|------|------|
| COM | 7000 | 7500 | 8200 | 8800 | 9400 |
| 54" Plain Fabric | 15 | 18 | 21 | 24 | 27 |



2633 SOFA

| | 60" | 72" | 84" | 96" | 108" |
|------------------|------|------|------|------|------|
| COM | 7300 | 7800 | 8300 | 9000 | 9700 |
| 54" Plain Fabric | 14 | 16 | 18 | 20 | 22 |



STYLE #

2634 SOFAQS

Sectional As Shown Overall 108" x
72" Net 15,600 + COM 31 Yds

| | 60" | 72" | 84" | 96" | 108" |
|------------------|------|------|------|------|------|
| COM | 7300 | 7800 | 8300 | 9000 | 9700 |
| 54" Plain Fabric | 14 | 16 | 18 | 20 | 22 |



STYLE #

2636 SOFA Curved Back

| | 60" | 72" | 84" | 96" | 108" |
|------------------|------|------|------|-------|-------|
| COM | 8700 | 9100 | 9800 | 10500 | 11000 |
| 54" Plain Fabric | 14 | 16 | 18 | 20 | 22 |



2638 SOFA Curved Back

| | 60" | 72" | 84" | 96" | 108" |
|------------------|------|------|------|------|------|
| COM | 7300 | 7800 | 8300 | 9000 | 9700 |
| 54" Plain Fabric | 14 | 16 | 18 | 20 | 22 |

DESIGNER NET PRICE



STYLE #

2639 SOFA

Foam/Down Cushion

| | 60" | 72" | 84" | 96" |
|------------------|------|------|------|------|
| COM | 6600 | 6900 | 7200 | 7600 |
| 54" Plain Fabric | 10 | 12 | 14 | 16 |



2644 SOFA

Metal Clad Legs, See Page 12

Antique Bronze Add \$400

| | 72" | 84" | 96" | 108" |
|--|------|------|------|-------|
| | 8500 | 9000 | 9700 | 10400 |
| | 16 | 18 | 20 | 22 |



STYLE #

2650 CHAISE

Throw Pillow Included

| | 68" |
|------------------|------|
| COM | 7200 |
| 54" Plain Fabric | 12 |



2651 ARMLESS

As Shown 78" x 78"

Overall Net 11,400 + COM 20Yds

| 60" | 72" | 84" | 96" | 108" |
|------|------|------|------|------|
| 5100 | 5400 | 5700 | 6100 | 6500 |
| 8 | 9 | 10 | 12 | 14 |



STYLE #

2652 HEADBOARD

Headboard 60" High
Oak Frame

| | Twin | Full / Queen | King |
|------------------|------|--------------|-------|
| COM | 4500 | 4800 | 5100 |
| 54" Plain Fabric | 5 | 6 | 6 1/2 |



2652 BED

Headboard 60" High
Oak Frame

Platform Option 250 Upcharge

| Twin | Full / Queen | King |
|------|--------------|------|
| 6700 | 7200 | 7700 |
| 5 | 6 | 7 |

DESIGNER NET PRICE



| | | | | | |
|------------------|--------------------------|------|------|------|------|
| STYLE # | 2655SOFA | | | | |
| | 60",72",84",96"(2)Seats | | | | |
| | 108" (3) Seats | | | | |
| | Antique Bronze Add \$400 | | | | |
| | 60" | 72" | 84" | 96" | 108" |
| COM | 7100 | 7400 | 7700 | 8000 | 8500 |
| 54" Plain Fabric | 10 | 12 | 14 | 16 | 18 |



| | | | |
|-----------|------|-------|-------|
| 2656 SOFA | | | |
| 72" | 84" | 96" | 108" |
| 9100 | 9800 | 10500 | 11000 |
| 16 | 18 | 20 | 22 |



| | | | | |
|------------------|------------------------|------|------|------|
| STYLE # | 2657 SOFA | | | |
| | Foam/DacronCushion | | | |
| | SectionalAsShown | | | |
| | Overall 108" x 96" | | | |
| | Net 17,600 + COM 36Yds | | | |
| | 72" | 84" | 96" | 108" |
| COM | 8100 | 8600 | 9300 | 9800 |
| 54" Plain Fabric | 0 16 | 18 | 20 | 22 |



| | |
|---------------------|--|
| 2657 OTTOMAN | |
| Foam/Dacron Cushion | |
| 36" x 36" | |
| 3100 | |
| 4 | |



| | | | | |
|------------------|-----------------------------------|------|------|------|
| STYLE # | 2658 SOFA | | | |
| | Wood Block Leg Option No Upcharge | | | |
| | 72" | 84" | 96" | 108" |
| | 7500 | 8200 | 8800 | 9400 |
| | 18 | 21 | 24 | 27 |
| COM | | | | |
| 54" Plain Fabric | | | | |



| | | | | |
|---------------------|------|------|------|------|
| 2667 SOFA | | | | |
| Foam/Dacron Cushion | | | | |
| 60" | 72" | 84" | 96" | 108" |
| 7600 | 8100 | 8600 | 9300 | 9800 |
| 14 | 16 | 18 | 20 | 22 |

DESIGNER NET PRICE



STYLE #

2672 SOFA

| | 60" | 72" | 84"QS | 96"QS | 108" |
|-------------------------|------|------|-------|-------|------|
| COM | 7000 | 7500 | 8200 | 8800 | 9400 |
| 54" Plain Fabric | 15 | 18 | 21 | 24 | 27 |



2673 SOFA

| | 60" | 72" | 84" | 96" | 108" |
|-------------------------|------|------|------|------|------|
| COM | 7300 | 7800 | 8300 | 9000 | 9700 |
| 54" Plain Fabric | 14 | 16 | 18 | 20 | 22 |



STYLE #

2683 SOFA Walnut Frame

| | 60" | 72" | 84" | 96" | 108" |
|-------------------------|------|------|------|------|------|
| COM | 7600 | 8100 | 8600 | 9300 | 9800 |
| 54" Plain Fabric | 14 | 16 | 18 | 20 | 22 |



2684 BED

Platform Option 250 Upcharge
Headboard 61" High
Headboard Only Not Available

| | Twin | Full / Queen | King |
|-------------------------|------|--------------|------|
| COM | 5600 | 6100 | 6600 |
| 54" Plain Fabric | 13 | 15 | 16 |



STYLE #

2688 SOFA

Down Fill Inside Back
Nailhead Shown #9

COM

54" Plain Fabric

| | 60" | 72" | 84" | 96" | 108" |
|-------------------------|------|------|------|------|------|
| COM | 7300 | 7800 | 8300 | 9000 | 9700 |
| 54" Plain Fabric | 10 | 12 | 14 | 16 | 18 |

DESIGNER NET PRICE



STYLE #

2697 SOFA

COM

54" Plain Fabric

| 60" | 72" | 84" | 96" | 108" |
|------|------|------|------|------|
| 6300 | 6900 | 7800 | 8300 | 9100 |
| 14 | 16 | 18 | 20 | 22 |



STYLE #

2698 SOFA

COM

54" Plain Fabric

| 60" | 72" | 84" | 96" | 108" |
|------|------|------|------|------|
| 7000 | 7500 | 8200 | 8800 | 9400 |
| 15 | 18 | 21 | 24 | 27 |



2699 CHAISE

| 72" | 84" |
|------|------|
| 7500 | 8200 |
| 15 | 17 |



STYLE #

2705 SOFA

(2) Bolsters Included

(3) Throw Pillows Additional
Nailhead Shown #54

Carton Required, See Page 17

COM

54" Plain Fabric

Gold Leaf

Finials Included

| 72" | 84" | 96" | 108" |
|------|------|------|------|
| 8000 | 8400 | 8700 | 9300 |
| 16 | 18 | 20 | 22 |



2719 SOFA

Concave Front

| 72" | 84" | 96" | 108" |
|------|------|------|------|
| 7500 | 8200 | 8800 | 9400 |
| 18 | 21 | 24 | 27 |

DESIGNER NET PRICE



STYLE #

2720 SOFA

Concave Front

| | 60" | 72" | 84" | 96" | 108" |
|------------------|------|------|------|------|------|
| COM | 7300 | 7800 | 8300 | 9000 | 9700 |
| 54" Plain Fabric | 14 | 16 | 18 | 20 | 22 |



2722 SOFA

Down Fill Inside Back

| | 60" | 72" | 84" | 96" | 108" |
|------------------|------|------|------|------|------|
| COM | 7000 | 7500 | 8200 | 8800 | 9400 |
| 54" Plain Fabric | 14 | 16 | 18 | 20 | 22 |



STYLE #

2724 HEADBOARD

Headboard 61" High
Mahogany Frame

| | Twin | Full / Queen | King |
|------------------|------|--------------|-------|
| COM | 4300 | 4600 | 4900 |
| 54" Plain Fabric | 6 | 7 | 7 1/2 |



2724 BED

Headboard 61" High
Mahogany Frame

Platform Option 250 Upcharge

| | Twin | Full / Queen | King |
|------------------|------|--------------|------|
| COM | 6500 | 7000 | 7500 |
| 54" Plain Fabric | 14 | 15 | 15 |



STYLE #

2725 TETE-A-TETE

Oak Frame

(2) Bolsters Included
Nailhead Shown #9

Throw Pillows Additional

| | 60" | 72" | 84" | 96" | 108" |
|------------------|------|------|------|------|------|
| COM | 7300 | 7600 | 7900 | 8200 | 8600 |
| 54" Plain Fabric | 10 | 12 | 14 | 16 | 18 |



2726 SOFA

Throw Pillows Additional

| | 72" | 84" | 96" | 108" |
|------------------|------|------|------|------|
| COM | 8100 | 8500 | 8900 | 9500 |
| 54" Plain Fabric | 16 | 18 | 20 | 22 |

DESIGNER NET PRICE



STYLE #

2727 SOFA

Oak Frame

| | 72" | 84" | 96" | 108" |
|------------------|------|---------|-------|-------|
| COM | 9900 | 10500 | 11200 | 11700 |
| 54" Plain Fabric | 16 | 18 41/2 | 20 | 22 |
| Front Pillows | 3 | | 4 1/2 | 4 1/2 |



2728 SOFA

Down Fill Inside Back

| | 60" | 72" | 84" | 96" | 108" |
|------------------|------|------|------|------|------|
| COM | 7000 | 7500 | 8200 | 8800 | 9400 |
| 54" Plain Fabric | 14 | 16 | 18 | 20 | 22 |



STYLE #

2730 SOFA

Concave Front

| | 72" | 84" | 96" | 108" |
|------------------|------|------|------|------|
| COM | 8100 | 8600 | 9300 | 9800 |
| 54" Plain Fabric | 16 | 18 | 20 | 22 |



2731 SOFA

| | 60" | 72" | 84" | 96" | 108" |
|------------------|------|------|------|------|------|
| COM | 4800 | 5100 | 5400 | 5800 | 6200 |
| 54" Plain Fabric | 10 | 12 | 14 | 16 | 18 |



STYLE #

2732 CHAISE

Throw Pillow Additional

| | 64" |
|------------------|------|
| COM | 7200 |
| 54" Plain Fabric | 5 |



2733 SOFA

Sectional As Shown Tear Sheet

Overall 108" x 72" Chaise Net 15,600 COM 35Yds

| | 60" | 72" | 84" | 96" | 108" |
|------------------|------|------|------|------|------|
| COM | 7300 | 7800 | 8300 | 9000 | 9700 |
| 54" Plain Fabric | 15 | 18 | 21 | 24 | 27 |

DESIGNER NET PRICE



STYLE #

2734 HEADBOARD

Headboard 49" ht

COM

54" Plain Fabric

| Twin | Full / Queen | King |
|------|--------------|------|
| 3500 | 3700 | 4000 |
| 6 | 6 1/2 | 7 |



2734 BED

Headboard 49" ht, Footboard 29" ht

Platform Option 250 Upcharge

| Twin | Full / Queen | King |
|------|--------------|------|
| 5300 | 5800 | 6300 |
| 15 | 16 | 16 |



STYLE #

2735 SOFA OAK PLINTH

Sectional As Tear Sheet

Overall 72" x 148" x 72" Net 24,500 COM 50Yds

| | 60" | 72" | 84" | 96" | 108" |
|------------------|------|------|------|------|------|
| COM | 7600 | 8100 | 8600 | 9300 | 9800 |
| 54" Plain Fabric | 14 | 16 | 18 | 20 | 22 |



2736 SOFA

| 72" | 84" | 96" | 108" |
|------|------|------|------|
| 8400 | 8700 | 8900 | 9300 |
| 14 | 16 | 18 | 20 |



2743 SOFA

Priced as Polished Stainless Steel
Upcharge Metal Finishes See Chart Page 11

Crate Required See Page 17

| 72" | 84" | 96" | 108" |
|-------|-------|-------|-------|
| 11300 | 12200 | 13200 | 14000 |

Option built to floor, fully upholstered

COM

54" Plain Fabric

| | | | |
|------|------|------|------|
| 6900 | 7800 | 8300 | 9100 |
| 16 | 18 | 20 | 22 |

DESIGNER NET PRICE



| | | | | | |
|-------------------------|--|------------|------------|-------------|-------------|
| STYLE # | 2744 SOFA Polished Stainless Steel | | | | |
| | Upcharge Metal Finishes See Chart Page 11 | | | | |
| | 72" | 84" | 96" | 108" | 120" |
| | 10300 | 11100 | 12300 | 13200 | 14000 |
| | Option Alder wood base only, NO Metal on base | | | | |
| COM | 8100 | 8600 | 9300 | 9800 | 10300 |
| 54" Plain Fabric | 16 | 18 | 20 | 22 | 24 |



2746 SOFA

| | | | |
|------------|------------|------------|-------------|
| 72" | 84" | 96" | 108" |
| 7500 | 8200 | 8800 | 9400 |
| 18 | 21 | 24 | 27 |



| | | | | |
|----------------|---------------------------------------|--|--|--|
| STYLE # | 2749SECTIONAL | | | |
| | As Shown 108" x 84" | | | |
| | Overall Net 14,700 + COM 36Yds | | | |

| | | | | |
|-------------------------|------------|------------|------------|-------------|
| | 72" | 84" | 96" | 108" |
| COM - Sofa Only | 6900 | 7800 | 8300 | 9100 |
| 54" Plain Fabric | 16 | 18 | 20 | 22 |



2757SOFA

| | | | | |
|--|------------|------------|------------|-------------|
| PolishedStainlessSteel | | | | |
| Upcharge Metal Finishes See Chart Page 11 | | | | |
| Crate Required See Page 17 | | | | |
| As Shown 116" x 121" | | | | |
| Overall Net 25,900 + COM 38 yds | | | | |
| 60" | 72" | 84" | 96" | 108" |
| 8300 | 8700 | 9100 | 9600 | 10100 |
| 14 | 16 | 18 | 20 | 22 |
| End Table 24" x 37" x 17" Ht - 7000 | | | | |



| | | | | |
|-------------------------|------------------|------------|------------|-------------|
| STYLE # | 2766 SOFA | | | |
| | 72" | 84" | 96" | 108" |
| COM | 7600 | 8300 | 9000 | 9700 |
| 54" Plain Fabric | 18 | 20 | 22 | 24 |



| | | |
|----------------------------|---------------------|-------------|
| 2767 BED WalnutBase | | |
| Headboard 50" ht | | |
| Twin | Full / Queen | King |
| 8800 | 9300 | 9800 |
| 5 | 6 | 7 |

DESIGNER NET PRICE



STYLE #

2769 SOFA

Oak Wood As Shown

| | 72" | 84" | 96" | 108" |
|------------------|-------|-------|-------|-------|
| COM | 13200 | 13600 | 14000 | 14500 |
| 54" Plain Fabric | 12 | 14 | 16 | 18 |

125" x 65" L shape piece
17000 +COM 24 yds

| | | | | |
|-----------------|-----|-----|-----|-----|
| COM backs/seats | 9 | 10 | 12 | 14 |
| COL frame/sq ft | 170 | 180 | 198 | 226 |



2771 SOFA

Walnut Base

| | 72" | 84" | 96" | 108" |
|------------------|------|------|-------|-------|
| COM | 8800 | 9400 | 10000 | 10500 |
| 54" Plain Fabric | 18 | 20 | 22 | 24 |



STYLE #

2784 HEADBOARD

Headboard 60" High

| | Twin | Full / Queen | King |
|------------------|------|--------------|------|
| COM | 3700 | 3900 | 4200 |
| 54" Plain Fabric | 6 | 6 1/2 | 7 |



2784 BED

Headboard 60" High

Platform Option 250 Upcharge

| | Twin | Full / Queen | King |
|------------------|------|--------------|------|
| COM | 5300 | 5800 | 6300 |
| 54" Plain Fabric | 15 | 16 | 16 |



STYLE #

2786 SOFA

Oak Wood Feet

| | 72" | 84" | 96" | 108" |
|------------------|------|------|-------|-------|
| COM | 9200 | 9700 | 10400 | 11100 |
| 54" Plain Fabric | 16 | 18 | 20 | 22 |



2807 HEADBOARD

Headboard 61" High

| | Twin | Full / Queen | King |
|------------------|------|--------------|------|
| COM | 4200 | 4500 | 4800 |
| 54" Plain Fabric | 7 | 7 1/2 | 8 |

DESIGNER NET PRICE



| STYLE # | 2807 BED | | | 2808 SOFA | | | | |
|------------------|------------------------------------|--------------|------|-----------------------|------|------|------|-------|
| | Headboard 61" ht, Footboard 34" ht | | | Down Fill Inside Back | | | | |
| | Platform Option 250 Upcharge | | | 60" | 72" | 84" | 96" | 108" |
| COM | Twin | Full / Queen | King | 7700 | 8200 | 8700 | 9300 | 10000 |
| 54" Plain Fabric | 6600 | 7100 | 7600 | 12 | 14 | 16 | 18 | 20 |
| | 18 | 20 | 20 | | | | | |

STYLE #

COM
54" Plain Fabric

STYLE #

COM
54" Plain Fabric

DESIGNER NET PRICE



STYLE #

2855 CHAISE¹
Walnut Frame

60"

6700

COM

54" Plain Fabric

6



2856 SOFA¹
Walnut Frame

| 60" | 72" | 84" | 96" |
|------|------|------|------|
| 7300 | 7600 | 8200 | 8700 |
| 8 | 8 | 10 | 12 |



STYLE #

2857 SOFA¹
Walnut Frame

| 60" | 72" | 84" | 96" | 108" |
|------|------|------|------|------|
| 7700 | 8100 | 8400 | 9000 | 9500 |
| 10 | 12 | 14 | 16 | 18 |

COM

54" Plain Fabric



2859 SOFA¹
Walnut Frame

| 60" | 72" | 84" | 96" | 108" |
|------|------|------|------|-------|
| 8700 | 9000 | 9300 | 9800 | 10300 |
| 14 | 16 | 18 | 20 | 22 |



STYLE #

2860 SOFA
Throw Pillows Additional
Tight Back

| 72" | 84" | 96" | 108" |
|------|------|------|------|
| 7800 | 8200 | 8800 | 9400 |
| 14 | 16 | 18 | 20 |

COM

54" Plain Fabric

Fitted Loose Back Option
Add 250 per Back Pillow
+2yds each

1 Carton Required
- See Page 17

DESIGNER NET PRICE



STYLE #

2878 SOFA

COM

54" Plain Fabric

| 72" | 84" | 96" | 108" |
|------|------|------|-------|
| 7900 | 8600 | 9300 | 10000 |
| 16 | 18 | 20 | 22 |



2879 TETE-A-TETE

| 72" | 84" | 96" | 108" |
|------|------|------|------|
| 7500 | 8200 | 8800 | 9400 |
| 16 | 18 | 20 | 22 |



STYLE #

2880 SOFA

COM

54" Plain Fabric

| 72" | 84" | 96" | 108" |
|------|------|------|------|
| 7500 | 8200 | 8800 | 9400 |
| 12 | 14 | 16 | 18 |



2881 SOFA ONLY

L shaped sectional as shown 84" x 144" overall
Net \$17100 + COM 42 Yds

See casegood price list for #8710 bookshelf price

| 60" | 72" | 84" | 96" | 108" |
|------|------|------|------|------|
| 6300 | 6900 | 7800 | 8300 | 9100 |
| 14 | 16 | 18 | 20 | 22 |

Angled sofa as shown 108" width straight across
x 57" oad with angle (40" standard frame depth)
30 degree angle, 15" bumper open end
10100 +COM: 27 yds

CASEGOOD FURNITURE

GENERAL INFORMATION, TERMS AND CONDITIONS OF SALE

TERMS OF SALE

A. Rudin requires a fifty percent deposit on all orders. Terms are payment of balance prior to pickup.

We recommend shipping with a fine furniture, blanket wrap carrier; Plycon Transportation, freight prepaid to be added to final invoice. Please indicate at time when order is placed if prepaid freight is to be added.

If Designer wishes to make their own shipping arrangements, pickup address will be provided.

ORDERING INSTRUCTIONS

A. Rudin requires a signature on all orders or a written and signed purchase order consisting of style/item, quantity, material, size, detail specification, finish, custom quote reference if applicable. Custom sizes and finishes are available by quotation.

CANCELLATIONS AND CHANGES

No cancellation or change can be accepted after materials have been cut. The designer will be charged with any labor or material used due to change or cancellation.

DELIVERY

Estimated completion 14-18 weeks from receipt of all specifications

WOOD & STONE

Due to nature of wood & stone there will be some variation in grain & color.

FINISHES

Because of natural wood differences, finishes may vary in tone, color and character. Slight variations in color and shading are part of the individual custom nature of applying finishes to wood products. **No guarantee** can be made for an **exact match**. We enforce quality matching but when certain details are critical for a particular order please **note your specific need in writing**. We shall, within limits, meet your need or your request for a "Sample for Approval". Always use current wood samples as a guide to ordering. **Do not** use floor samples as a guide since normal weathering changes the original finish. If needed, inquire for current finish sample.

Furniture is fabricated in Walnut, Cherry, Maple, Birch, Oak, as well as various veneers. The selection of wood species is determined by finish selected.

- 15 Almond
- 25 Fruitwood
- 35 Chestnut
- 40 Cherry
- 50 Walnut
- 60 Tobacco
- 70 Ebonized
- 75 Mahogany
- 80 Mink
- 85 Sable
- 86 Natural Walnut
- 87 Smokey Walnut
- 88 Hematite *ADD 10% to price***
- 89 Earth
- 90 Greige
- 93 Greige Matte
- 100 Oil rubbed walnut

When specifying cerused Oak *ADD 20% to price*:

- 84 Shale
- 91 Light Brown ceruse
- 92 Smokey ceruse
- 94 Sand ceruse
- 95 Greige ceruse
- 96 Granite ceruse
- 97 Earth ceruse
- 98 Driftwood ceruse
- 99 Blonde on Oak ceruse

SERVICE AND REPAIRS

No return of merchandise will be accepted without prior authorization from our Los Angeles office.

FREIGHT DAMAGE CLAIMS

A. Rudin is not responsible for damage suffered in transit or in storage. Before accepting merchandise from carrier, examine the shipment carefully. If there is any visible damage to the containers, insist that a notation be made on the Delivery Document before signing for merchandise. Claims for damage or shortage by delivering carrier should be filed by the consignee within 5 days of delivery. When receiving furniture from "uncrated, blanket wrapped" furniture carrier, remove wrapping and examine furniture before signing receipt. Note damage, if any, on receipt and file claim within 5 days with carrier. Claims for merchandise defects or errors must be reported to A. Rudin in writing within 10 days from receipt of merchandise. Failure to do so shall constitute full acceptance of the merchandise.

