

A.

R U D I N

PACIFIC DESIGN CENTER
8687 Melrose Avenue, G#172
Los Angeles, California 90069
Tel (310) 659-2388
Fax (310) 659-1304
sales@arudin.com

D & D BUILDING
979 Third Avenue, #1201
New York, New York 10022
Tel (212) 644-3766
Fax (212) 644-3776
salesny@arudin.com

GALLERIA DESIGN CENTER
101 Henry Adams Street, #140
San Francisco, California 94103
Tel (415) 431-5021
Fax (415) 431-7940
salessf@arudin.com

MERCHANDISE MART
200 World Trade Center, #6-169
Chicago, Illinois 60654
Tel (312) 494-9300
Fax (312) 494-9310
saleschi@arudin.com

FACTORY
6062 Alcoa Avenue
Los Angeles, California 90058
Tel (323) 589-5547
Fax (323) 589-8611
factory@arudin.com

INDEX

Arm Caps	4
Barstools	15
Baseball Stitch	4
Bed Measurement Guide	16
Cancellation and Changes	1
Carton/Crate	17
Casters	7
Construction Features	5
Cushion Clips	6
Cushion/Pillow Fill	6
Cushion/Pillow Fill Options	6
Custom Frame Modification	6
Delivery	1
Excess Fabric	4
Executive Chair Base Finishes	13
Fabric Application	2
Fabric Backing	2
Fabric Repeat Requirements	4
Finish	7
Freight Damage Claims	1
Knit Backing	2
Leather Requirements	4
Leg Options	7
Material Identification	3
Material Shipments	2
Metal Finishes	12
Muslin Mockup/Drawing	4
Nailhead Trim	14
Ordering Instructions	1
Ottoman	7
Payment	1
Quick Ship	18/19
Sectional Terminology	20
Self Deck	6
Service and Repairs	1
Skirt Options	9
Sleep Unit	9
Storage of Completed Furniture	1
Swivel	7
Terms of Sale	1
Throw Pillows	8
Trim Application	8
Warranty	1

DESIGNER NET PRICE LIST - EFFECTIVE FEBRUARY, 2022

UPHOLSTERED FURNITURE GENERAL INFORMATION, TERMS AND CONDITIONS OF SALE TERMS OF SALE

A. Rudin requires a fifty percent deposit on all orders.

Terms are payment of balance prior to pick up.

We appreciate it is often convenient for designers to drop balance payment checks in showroom. If there is some urgency, Email copy of check to: factory@arudin.com or Fax copy of check to: 323-589-0418.

A. Rudin does accept payment by credit card. There is a 3% convenience fee.

All prices are F.O.B. A. Rudin Factory, 6062 Alcoa Avenue, Los Angeles, California 90058.

ORDERING INSTRUCTIONS

A. Rudin requires a signature on all orders or a written and signed purchase order consisting of style/item, quantity, length, (special or standard frame), cushions (# and fill), pillows (# and fill), direction of fabric, COM and COL, complete materials identification, frame finish, skirt style and height from floor when applicable.

CANCELLATIONS AND CHANGES

No cancellation or change can be accepted after the frame has been made or the fabric cut. The designer will be charged with any labor or material used due to change or cancellation.

DELIVERY

Estimated completion from receipt of all specifications and materials (fabric - backed if necessary, leather, trim, bullion). 8-10 weeks fully upholstered, 10-12 weeks exposed wood, 12-14 weeks totally custom, 3-4 weeks Quick Ship chairs, 4-6 weeks Quick Ship sofas.

STORAGE

A. Rudin prefers not to store any item longer than **two weeks after completion.**

SERVICE AND REPAIRS

No return of merchandise will be accepted without prior authorization from our Los Angeles office. A. Rudin warrants furniture one year for any manufacturing defect under conditions of normal use and reasonable care. This warranty does not cover damage as a result of misuse, abuse, or shipping damages.

FREIGHT DAMAGE CLAIMS

A. Rudin is not responsible for damage suffered in transit or in storage. Before accepting merchandise from carrier, examine the shipment carefully. If there is any visible damage to the containers, insist that a notation be made on the Delivery Document before signing for the merchandise. Claims for damage or shortage by delivering carrier should be filed by the consignee within 5 days of delivery. When receiving furniture from "uncrated, blanket wrapped" furniture carrier, remove wrapping and examine furniture before signing receipt. Note damage, if any, on receipt and file claim within 5 days with carrier. Claims for merchandise defects or errors must be reported to A. Rudin in writing within 10 days from receipt of merchandise. Failure to do so shall constitute full acceptance of the merchandise.

MATERIALSHIPMENTS

All materials must be shipped to A. Rudin Factory at 6062 Alcoa Avenue, Los Angeles, CA 90058. We cannot accept shipments at our Los Angeles, New York, San Francisco, or Chicago showrooms. We cannot accept goods which arrive freight collect with the exception of special circumstances where A. Rudin has given prior authorization to accept a freight collect order in advance.

Customer's own material (COM)

All COM goods must be clearly identified with designer, and clients' name or sidemark, our order number and purchase order number, if applicable. All goods must indicate fabric source, pattern, color and yardage. Goods which are received and do not contain adequate information to correlate with an open order will be held. We will attempt to contact the designer, showroom or fabric source to obtain information, but we cannot be responsible for expediting fabrics which do not contain the above information.

FABRICBACKING


Backing is recommended on upholstery fabrics to stabilize the weave and reduce seam slippage. Knit backing \$90.00 minimum and \$7.00 yard over (16) yards.

FABRICAPPLICATION

The factory will apply fabric as to the correct side and placement of the pattern at its discretion, unless specific instructions for fabric application appear on the written order. A. Rudin reserves the right to refuse to apply any fabric which we deem unsuitable for upholstery. All stripes should bear a notation as to vertical or horizontal application.

Non-directional fabrics will be railroaded to avoid unnecessary seams.

If fabric is to be applied as it comes off the bolt (non-railroaded), order must specify "DO NOT RAILROAD". If the fabric is to be railroaded, order must specify "TO BE RAILROADED". A note of caution; some fabrics are woven or printed railroaded, and this information must be taken into consideration when instructing the factory as to fabric direction.



Railroaded



Do Not Railroad (off the Bolt)



INTERNAL USE

Order No. _____

Additional Notes

COM / COL / COT Identification & Application Form

Please complete and sign this COM/COL application form as it applies to your order. Use additional forms as needed. If coverings are not selected at the time of order, this form is required once covering is selected and prior to any upholstery.

Designer Name: _____ Firm name (if different): _____

Item No. _____ Specify quantity: _____

Showroom Contact: _____

Showroom location: LA NY SF GA. CO. IL. AZ. MN. DC MA. WA. Showroom location (optional): _____

COM/COL Supplier: _____ Yardage: _____ Width: _____

NAME	PATTERN	COLOR	NUMBER
------	---------	-------	--------

Repeat Vertical:

Repeat Horizontal:

Fabric Direction:

Off Bolt
Common practice on chairs.



Railroad
Common practice on sofas.



Is the fabric backed? YES NO

If "No" and we determine that backing is required, may we back it for you and add the cost to your balance due? YES NO

- The minimum charge for knit backing is \$90.00 for the first 16 yards and \$7.00 for each additional yard.
- Please add 5-7 business days for knit backing on standard orders, 3-5 business days for expedited/quick-ship orders.

ATTACH CUTTING/SAMPLE HERE, FACE SIDE SHOWING AND IN THE DIRECTION TO BE APPLIED.

Specific Instructions: _____

Contrasting COM welt/COT manufacturer: _____ Yardage: _____

NAME	PATTERN	COLOR	NUMBER
------	---------	-------	--------

Welt/trim placement instructions: _____

ATTACH WELT SAMPLE HERE

Signature (required)

Date:

FABRIC REPEAT REQUIREMENTS

All yardage requirements shown are based on 54" plain goods. If fabric is less than 54" wide, and/or has a repeat of more than 2", please add the percentage listed to the yardage.

Wide	Add	Repeat	Add
50"	10%	3"-8"	10%
48"	15%	9"-19"	15%
45"	20%	20"-27"	20%
36"	50%	28"-36"	30%

LEATHER REQUIREMENTS

18 square feet of usable leather = 1 yd. 54" plain fabric. Normal cow hides are 50 to 60 square feet of usable leather. Inquire for quantity when using any hide that is smaller than 45 to 50 square feet. Small hides can increase the square footage necessary.

A. Rudin does not upcharge to upholster in COL.

BASEBALL STITCH

Ottoman	Chair	Sofa 60-83"	Sofa 84-108"
150	200	275	350

A. RUDIN FABRIC AND LEATHER

A. Rudin fabric and leather is not guaranteed against wear, fading, durability, stretch or dye lot variation. We are not responsible for color matching unless a cutting is requested and stock reserved.

EXCESS FABRIC

Any excess fabric to be returned must be requested at time order is placed. Unless specified otherwise, requested excess fabric will be shipped with furniture.

MUSLIN MOCKUP/DRAWING

If required, a design intent drawing for custom furniture only may be requested at no charge, after an order has been placed.

Shop drawings \$250.

Muslin mockup not available for standard models. Muslin mockup for a custom specification is partially upholstered to give the designer the opportunity to test comfort and review design. Muslin mockup will require additional production time to be added to quoted delivery date.

500 Upcharge.

ARM CAPS (PAIR)

125 and 1½ yds. of 54" plain fabric.

Arm caps ordered after order shipped 195 and 1½ yds. of 54" plain fabric.

FULLY UPHOLSTERED CONSTRUCTION FEATURES

SEATING SUPPORT SYSTEM:

Prime quality hand-tied coil springs supported by interfaced webbing to insure stability. Certain design features necessitate rubber webbing or a no sag spring support system rather than hand-tied coil springs.

BACK SUPPORT SYSTEM:

A combination of foam and cotton over lithe springs is used to support the loose pillow back construction.

SEAT CONSTRUCTION:

Loose Cushions: A standard cushion multiple density foam enclosed in a down proof ticking envelope of 25/75 white goose down and feather.

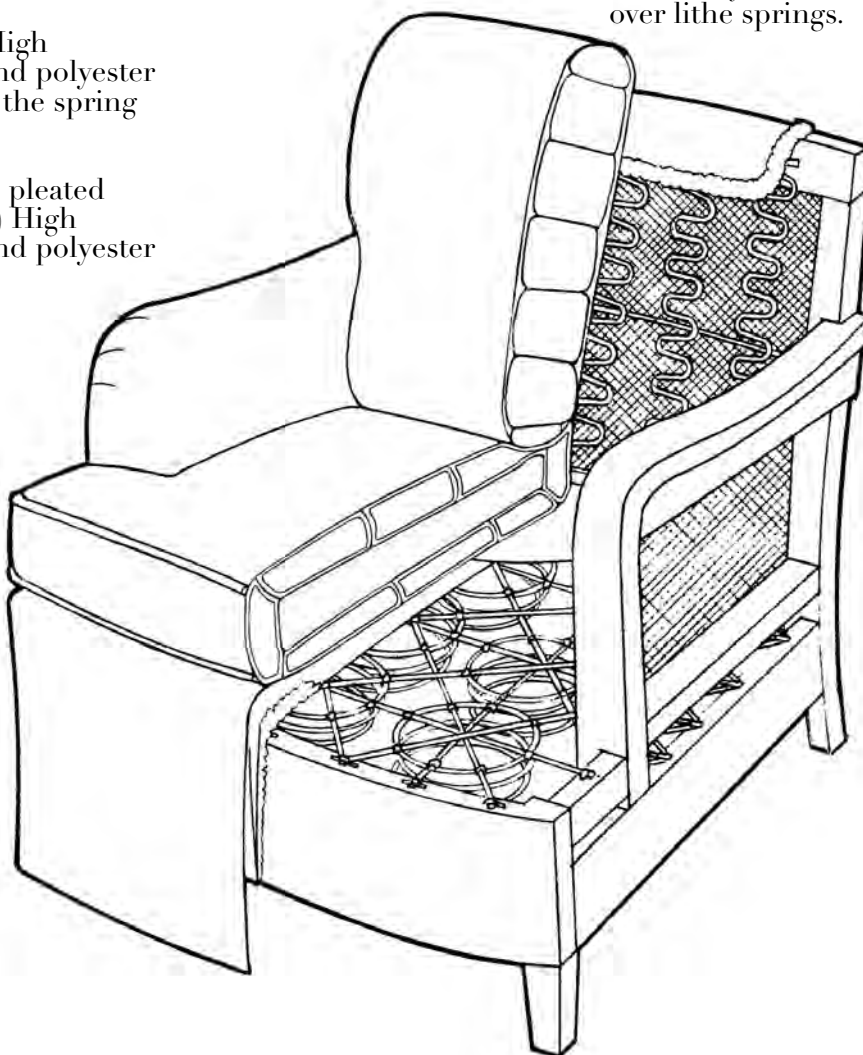
Tight Seat: (HR) High Resiliency foam and polyester fiber applied over the spring support system.

Tufted Seat: Hand pleated and tied over (HR) High Resiliency foam and polyester fiber.

PILLOW CONSTRUCTION:

Loose Pillow Back: 25/75 white goose down and feather in channeled down proof ticking.

Tight back: One of two types are used according to the specific construction and design of the frame, (HR) High Resiliency foam and cotton over marshall unit spring, or (HR) High Resiliency foam and cotton over lithe springs.



FRAME:

Frame is constructed of kiln-dried 5/4 hardwood. Joints are double doweled, glued, screwed, and reinforced with corner blocks.

CASTERS:

Casters are available when specified but are standard on all ottomans.

SKIRTING:

Hand cut to pattern, matched, fully lined and miter-seamed. Optional skirting treatments are available where applicable.

DIMENSIONS

Manufactured sizes are approximate; **critical dimensions** must be specified on the written order, soft goods are by their nature soft goods. Final dimensions ($\pm 1''-2''$) will be at the discretion of A. Rudin to achieve the comfort and look requested.

STANDARD SEAT CUSHION CONSTRUCTION

25/75 White Goose Down and Feather envelope over multiple density foam core.

STANDARD BACK PILLOW CONSTRUCTION

25/75 solid White Goose Down and Feather

To change to Dacron with a multiple density foam core seat cushion and solid dacron back pillow, deduct per chart below.

	Ottoman	Chair	Sofa	60"	72"	84"	96"	108"
Seat	65	70	150	175	200	230	260	260
Back	—	80	145	170	190	215	250	250

To change to Optima (non allergic polyester fiber fill in baffled ticking) with multiple density foam core seat cushion and Optima solid back pillow, price as standard seat cushion/back pillow fill.

CUSHION CLIPS

Standard on all applicable styles of sofas and chairs or upon request, no charge.

SELF DECK

Standard, except leather, velvets and silks, or unless noted.

CUSTOM FRAME MODIFICATION

It will always be in the best interest of your client to purchase standard furniture, but if this is not possible, please use the following as your selling guide: For some considerable time, A. Rudin has been building custom furniture. This experience enables A. Rudin to anticipate "most favored" dimensions. We are able to confidently specify seat depth, inside pitch, overall proportions with time tested accuracy.

The information we need from the designer is style reference. Factory will then build the comfort into that style.

MULTIPLE STYLE COMBINATIONS:

Combination of different style features. For example, arm style of 458 chair on 494 chair frame. Includes seat depth, arm and back dimension changes up to 2". Add 10%. All other changes inquire for price.

WEDGE, ANGLED, CURVED SECTIONS, BUMPERS, AND OTHER CHANGES OR ADJUSTMENTS: Inquire for price and yardage. Plan drawing required with all sectional orders.

ALTERNATE SOFA LENGTHS

If sofa falls between two lengths, price at higher price over 6" and lower price below 5".

SECTIONAL OPTIONS

Corner back return
Add \$200 & add 2 yds

Curve & Angle Pieces
Add 10% to Price
(Following outside back curve
dimensions) Inquire for price

CASTERS/SWIVEL

Concealed casters may be added to sofa, chaise or chair. Specify at time of order - No Charge

Special style casters - Inquire for price

Swivel Base - 150

Swivel/Casters - 225

OTTOMAN

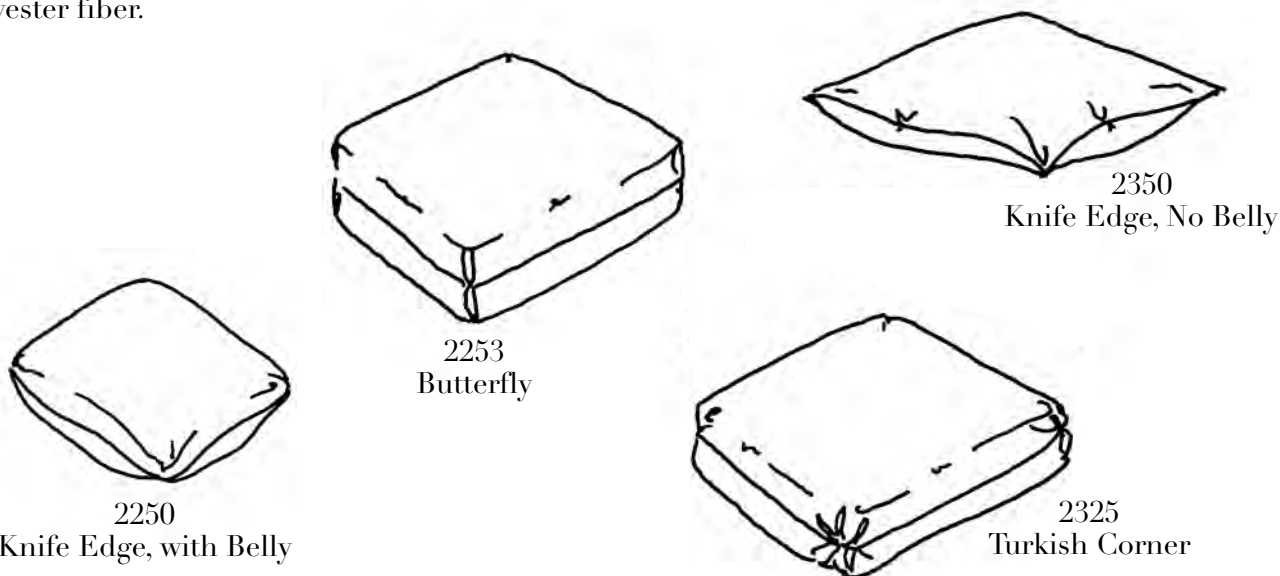
Concealed casters are standard on all ottomans. Specify concealed legs if not required. We have found that most favored dimension for ottoman to accompany fully upholstered lounge chair is overall chair width less 2". When chair and ottoman ordered together it is not necessary to specify the size of the ottoman.

FINISHES

Because of natural wood differences, finishes may vary in tone, color and character. Slight variations in color and shading are part of the individual custom nature of applying finishes to wood products. **No guarantee** can be made for an **exact match**. We enforce quality matching but when certain details are critical for a particular order please **note your specific need in writing**. We shall, within limits, meet your need or your request for a "Sample for Approval" Always use current wood samples as a guide to ordering. **Do not** use floor samples as a guide since normal weathering changes the original finish. If needed, inquire for current finish sample. **Finishes in different wood than what is standard for the item inquire for price.**

THROW PILLOW FILL/STYLES

25/75 (or 50/50) solid White Goose Down and Feather or Dacron, polyester fiber.



SIZE	DACRON	25/75 DOWN FEATHER	50/50 DOWN FEATHER	FABRICYDS 54" Plain	TRIMYDS
12" x 18"	80	125	215	1/2	2
23" x 15"	95	145	225	3/4	2 1/2
18" x 18"	90	140	235	3/4	2 1/2
20" x 20"	100	150	245	3/4	3
22" x 22"	110	165	260	3/4	3
24" x 24"	120	180	275	1 1/2	3
26" x 26"	130	225	340	2	3 1/2
28" x 28"	150	235	350	2	3 1/2
12" Dia Basketball	120	200	300	1	—
7" Dia Bolster	95	180	270	1	1 1/2

PILLOWS WITH FLANGE - add 75 plus 3/4 yard fabric.

Gimp, tape or banding applied to one side of throw pillow (mitered) add 75.

Shirred welting add 75 plus 1/4 yard fabric.

1 1/2"-3" boxing add 75 plus 1/4 yard fabric.

Custom styles and sizes available upon request.

If fabric has a repeat and pillows are to be matched, inquire for yardage.

TRIMMING APPLICATION CHARGES

Cording without flange, hand sewn on cushions, pillows, or top of a skirt, 50 per linear yard.

Cording with flange, moss fringe, self welt, machine sewn on cushions, pillows, no charge.

Skirt with contrast fabric band, trim, braid or bullion:

Ottoman
200

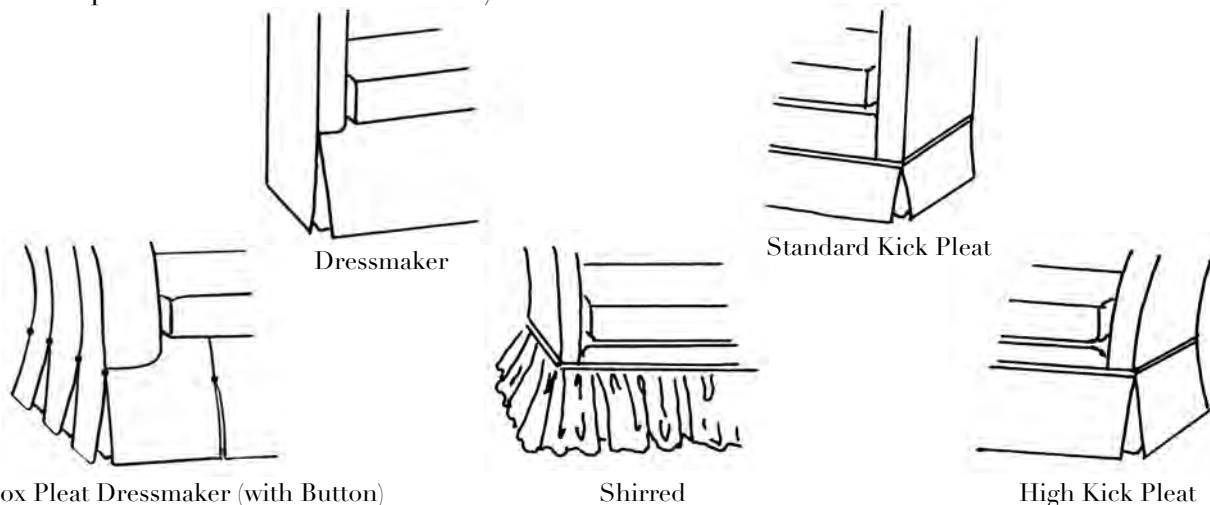
Chair
200

Sofa 60-83"
250

Sofa 84-108"
300

SKIRTS

All skirts are standard as shown and should be specified as standard at time of order. Skirts are 1/4" from floor unless otherwise specified. All skirted models have adjustable glides (unless specified with casters or swivel).



OTHER SKIRT TREATMENTS

To add a skirt to built to the floor model, upcharge per chart below. Add yardage required (54" plain fabric).

	Ottoman	Chair	Sofa
Box Pleat Dressmaker	300	300	400
	3	3	5
Dressmaker	200	200	300
	2	2	4
Shirred	300	300	400
	3	3	5
High Kick Pleat	150	150	200
	2	2	3
Standard Kick Pleat	150	150	200
	1	1	3

To change a skirted model to built to the floor, no charge.

SOFA WITH SLEEP UNIT

Almost any sofa style with a **loose seat cushion** can be transformed into a sleep sofa. Be aware that sofa will be modified to accommodate sleep unit. Sleep unit sofas will be built with no outside back pitch. Style may require overall depth to be modified, seat depth may be shallower (maximum seat depth is 21" - 22"), arm height may be raised and it may be necessary to raise back height to accommodate sleep unit. Add the dimension of the arms of the sofa style selected to the size needed between the arms. If one or both ends of the sleeper are armless, add three inches to each armless side. Add the upcharge for the sleeper mechanism and mattress to the cost of the standard sofa at the finished size.

Mattress features: 4 1/2" high polyurethane fill with coil innerspring, damask cover.

Note: All bedding **MUST** be removed before closing sleep unit.

	MATTRESS SIZE	SIZE BETWEEN ARMS	ADD TO SOFA PRICE
Twin Mattress	39" x 75" x 4 1/2"	45"	720
Full Mattress	54" x 75" x 4 1/2"	60"	875
Queen Mattress	60" x 75" x 4 1/2"	68"	950

#649 Bench

24" x 48" - 3yds	2400	Stock Size
36" x 36" - 3yds	2500	
36" x 48" - 4yds	2800	
42" x 42" - 4yds	2900	
42" x 48" - 4yds	3200	
48" x 48" - 4 1/2yds	3500	
48" x 54" - 4 1/2yds	3700	
54" x 54" - 5yds	3900	
54" x 60" - 5yds	4000	

This chart provides pricing guidelines for alternate sizes. Style may be specified any size.

#651 Bench

21" x 36" Oval - 3yds	3100	
31" x 49" Oval - 3yds	2900	Stock Size QS
40" x 60" Oval - 3yds	4300	
36" Round - 3yds	3200	
42" Round - 3yds	3400	

(4) Alternate sizes offered in addition to stock bench size 31" x 49".

#652 Bench

	Staight Slats	Alternating Slats	
20" x 20" - 1 1/2yds	2700	Not Available	
16" x 48" - 2yds	3000	Not Available	
18" x 60" - 2 1/2yds	3100	Not Available	
24" x 48" - 2yds	2800	Not Available	Stock Size QS
36" x 36" - 3yds	Not Available	3200	
42" x 42" - 3yds	Not Available	3500	
30" x 60" - 3yds	3900	Not Available	
36" x 54" - 3yds	4100	Not Available	
48" x 48" - 3yds	Not Available	4200	
36" x 72" - 4yds	4300	Not Available	
60" x 60" - 4yds	Not Available	5000	

(10) Alternate sizes offered in addition to stock bench size 24" x 48".


#789 Ottoman

29" x 29" - 4yds	3700
40" x 40" - 5yds	4000
51" x 51" - 9yds	4200
62" x 62" - 9yds	4500
73" x 73" - 11yds	4800


	Stainless Steel Polished	Stainless Steel Brushed	Brass Brushed	Brass Polished	Antique Bronze	Wood Block Legs or Wood Plinth
		Blackened Steel				
#743 Ottoman x 16"H						
36" x 36" - 4yds	5400	5850	6300	7300	7600	3500
48" x 48" - 5yds Standard	6000	6450	6900	7900	8200	3800
54" x 54" - 6yds	6800	7250	7700	8700	9000	4100
60" x 60" - 7yds	7600	8050	8500	9500	9800	4400
Seams #747 Ottoman x 16"H						
(1) 48" x 22" - 3yds	6000	6300	6900	7200	7600	2800
(2) 60" x 22" - 3yds	6500	6800	7400	7700	7900	3000
(2) 72" x 22" - 4yds	6700	7000	7300	7600	8100	3500
(2) 54" x 30" - 4yds	6200	6500	6800	7100	7400	3800
(3) 84" x 22" - 4yds Standard	6800	7100	7700	8000	8300	4000
#2743 Sofa						
72"	11250	11850	12850	13750	14050	
84"	11900	12500	13500	14400	14700	
96"	12500	13100	14100	15000	15300	
108"	13300	13900	14900	15800	16100	
#2744 Sofa						
72"	9100	9400	10000	10700	11000	
84"	10000	10300	10900	11600	11900	
96"	10600	10900	11500	12200	12500	
108"	11400	11700	12300	13000	13300	
#2757 Sofa						
72"	8900	9200	9800	10500	10800	
84"	9200	9500	10100	10800	11100	
96"	9500	9800	10400	11100	11400	
108"	10000	10300	10900	11600	11900	

METAL BASE FINISHES

Metal on barstool footrests, chair, ottoman and sofa bases are made to order and allow increased customization. The metal is stainless steel or brass. Suggested finishes on stainless steel are polished or brushed and polished; brushed or antiqued on brass or blackened steel. Custom metal finishes are available. Designer to submit sample or visual for reference.




BLACKENED STEEL

ANTIQUÉ BRONZE Additional upcharge depending on style
inquire for price

STAINLESS STEEL - POLISHED



STAINLESS STEEL - BRUSHED



BRASS - POLISHED



BRASS - BRUSHED

EXECUTIVE CHAIR BASE

Executive chair bases are outsourced and purchased in bulk.

The wood cap may be specified in any finish desired.

The black urethane, antique brass and polished chrome cap cannot be altered.



Urethane




A. Rudin Wood Finish



Antique Brass



Polished Chrome



Executive Chair Base Finish Options

NAILHEAD TRIM

Included in price when shown on tear sheet.

To add Nailheads, when not shown, upcharge:

Chair/ottoman base only	100	
Chair base, inside back, arms	175	
Chair base, inside back, outside back, arms	250	
Sofa base, inside back, arms	Sofa 60-83"	Sofa 84-108"
	250	300
Sofa base, inside back, outside back, arms	Sofa 60-83"	Sofa 84-108"
	350	400



N52



N54



N9



FN52



FN54



FN9



FN610



PW52



PW38



PW9



NK912



NK610



H1909



Z015



Z610



BR610

STOCK BAR STOOLS

- 618 Oak frame, unfinished, wood footrest
31" seat height
- 645 Alder frame, unfinished, satin chrome, tubular front footrest
31" seat height 30"-26" seat height (1"-5" cut from bottom of legs)
- 646 Alder frame, unfinished, satin chrome, tubular front footrest
31" seat height 30"-26" seat height (1"-5" cut from bottom of legs)
24" seat height also stocked
- 647 Alder frame, unfinished, satin chrome, tubular front footrest
31" seat height 30"-26" seat height (1"-5" cut from bottom of legs)
24" seat height also stocked
- 680 Alder frame, unfinished, wood footrest
31" seat height 30"-26" seat height (1"-5" cut from bottom of legs)
24" seat height also stocked
- 690 Alder frame, unfinished, wood footrest
31" seat height
- 697 Oak frame, unfinished, wood footrest
30" seat height
- 717 Oak frame, unfinished, metal plate top of footrest
30" seat height
- 764 Alder frame, unfinished, wood footrest
31" seat height
- 776 Alder frame, unfinished, wood footrest
31" seat height
- 780 Alder frame, unfinished, wood footrest
31" seat height
24" seat height also stocked
- 820 Alder frame, unfinished, wood footrest
31" seat height
(Armless not stocked)
- 854 Walnut frame, unfinished, wood footrest
30" seat height

With the exception of finish, any change in detail (i.e., different footrest finish, different wood, alteration in depth or width, additional footrests) requires building the barstool to specification. Stock frames cannot be used. Delivery time is longer 12-14 weeks after receipt of all detail. Price is increased by 15%.



Bed Measurement Guide

For your reference, standard mattress/box spring sizes:

Eastern King	76" wide x 80" long
California King	72" wide x 84" long
Queen	60" wide x 80" long
Full	54" wide x 74" long

Mattress size _____" wide x _____" long x _____" high

Boxspring size _____" wide x _____" long x _____" high

Mattress overall height from floor _____"

Headboard height _____"

Bedding allowance 1" on four sides.

Designer: _____ Order # _____

Signature: _____ Date: _____

6 0 6 2 A L C O A A V E N U E
 L O S A N G E L E S C A 9 0 0 5 8
 T E L E P H O N E 3 2 3 . 5 8 9 . 5 5 4 7
 F A C S I M I L E 3 2 3 . 5 8 9 . 8 6 1 1

Mohair, Velvet and Sueded Leather furniture require extra protection during transit: add carton or crate. These materials can crush easily. While onsite work will mitigate shipping distress, we prefer to carton or crate many of these orders. The goal is to avoid problems at the installation.

CARTON CHARGES

Dining Chair	175
Lounge Chair	200
Bench/Ottoman	150

CRATE CHARGES

.....	330
.....	380
.....	280

Sofas, Sleeper Sofas, Sectionals

60"-84"	250	480
85"-96"	325	630
97"-Above	400	780

Curved Sectionals: Add \$100.00 to each
curved section

Bed 440

Headboard 180

All Executive Chairs Require Cartoning 175

Quick Ship

After receipt of fabric/leather a three to four week completion is available for chairs and four to six weeks for sofas. Note that a standard frame and A. Rudin finish must be specified. No modification in size is possible for quick ship.



LOUNGE CHAIRS

- 423 skirted/adjustable glides
- 491
- 564
- 612
- 628 with swivel
- 688
- 691 with swivel
- 712 with swivel, also available skirted/adjustable glides
- 728 with swivel
- 745 with swivel
- 761 with swivel
- 772 with swivel
- 802
- 857

DINING CHAIRS

- 445 Arm
- 445 Side
- 486 Arm
- 486 Side
- 696 Arm
- 696 Side

BARSTOOLS

- 647 seat height 24" or 31" with satin chrome footrest
- 680 seat height 24" or 31"

OTTOMANS / BENCH

- 564
- 651 49" x 31" x 17"H
- 652 48" x 24" x 19"H

SOFAS

- 2408 84"
- 2408 96"
- 2513 84"
- 2513 96"
- 2621 84"
- 2621 96"
- 2634 108" x 72", Sectional/Chaise right facing
- 2634 108" x 72", Sectional/Chaise left facing
- 2672 84"
- 2672 96"

Please
note

AT TIME ORDER IS PLACED:

- » Flag order as "quick ship"
- » Specify finish or skirt height as applicable
- » Provide deposit and shipping information

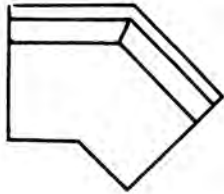


Quick Ship

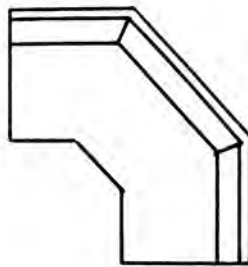


TERMINOLOGY

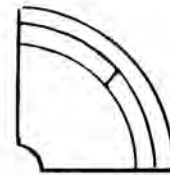
SECTIONAL



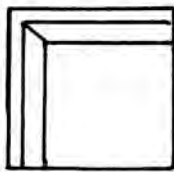
ARMLESS ANGLE



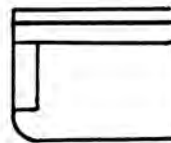
ARMLESS WEDGE



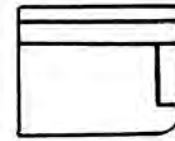
QUARTER ROUND



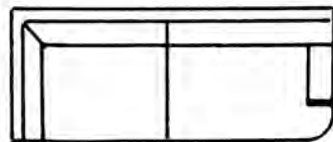
SQUARE CORNER



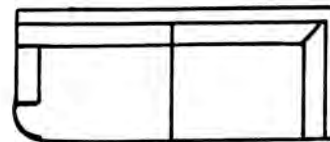
LEFT ARM FACING SECTION



RIGHT ARM FACING SECTION



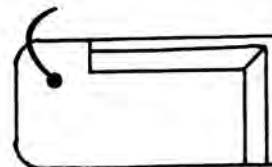
RIGHT ARM FACING
LEFT BACK RETURN



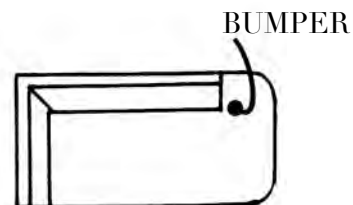
LEFT ARM FACING
RIGHT BACK RETURN

CHAISE

BUMPER



FRONT
RIGHT ARM FACING
BUMPER LEFT



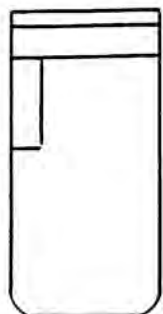
FRONT
LEFT ARM FACING
BUMPER RIGHT

BACK

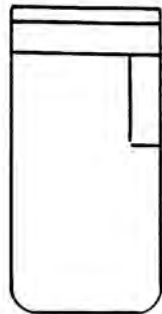
BACK

ARM

ARM



FRONT
LEFT ARM
FACING



FRONT
RIGHT ARM
FACING

DESIGNER NET PRICE



STYLE #

**400
OTTOMAN
BENCH
2100
3**

**COM
54" Plain Fabric**



STYLE #

**417¹
CHAIR**

**COM
54" Plain Fabric**

**3400
9**

**417
OTTOMAN**

**2050
4 1/2**



**419²
CHAIR**

**3100
6**



STYLE #

**423QS
CHAIR**

**COM
54" Plain Fabric**

**3700
10**

**423
OTTOMAN**

**2050
4 1/2**



**433³
CHAIR**



**2600
5 1/2**

1 Down Fill Inside Back



2 Swivel/Casters Additional

3 Casters Included

DESIGNER NET PRICE

		
STYLE #	436¹ CHAIR	442 ARM CHAIR
COM 54" Plain Fabric	2900 ⁴ Antique Bronze add \$250	2600 3

			
STYLE #	442 SIDE CHAIR	445QS ARM CHAIR	445QS SIDE CHAIR
COM 54" Plain Fabric	2400 2	2600 3	2400 2

		
STYLE #	455² ARM CHAIR	455² SIDE CHAIR
COM 54" Plain Fabric	2700 2	2500 2

1 Swivel/Casters Included
Metal Clad Base, See Page 7

2 Nailhead Shown #610

3 Demi Lune

DESIGNER NET PRICE

STYLE #

COM

54" Plain Fabric



STYLE #

**473²
CHAIR**

**486QS
ARM
CHAIR**

**486QS
SIDE
CHAIR**

COM

54" Plain Fabric

2600
4

2600
3

2500
2



STYLE #

**491QS
CHAIR**

**491
OTTOMAN**

**492³
CHAIR**

**494
CHAIR**

COM

54" Plain Fabric

3500
9

2050
3 1/2

2700
6 1/2

3700
10

**1 Bullion Application Included
(8) Yds. Cord (4) Yds. Bullion**

2 Carton Required

**3 Lacing Self Leather or (3) Yds.
Casters Included**

DESIGNER NET PRICE



STYLE #	494 OTTOMAN	496 ¹ CHAIR	496 OTTOMAN
COM	2050	3700	2050
54" Plain Fabric	4 1/2	10	4 1/2



STYLE #	505 CHAIR	505 OTTOMAN	506 ² CHAIR
COM	3200	2050	3400
54" Plain Fabric	7	3	7



STYLE #	506 OTTOMAN	507 ³ CHAIR
COM	2150	2600
54" Plain Fabric	3	4

1 Pillow and Cord
Application Included

2 Pillow Included
3 Carton Required - See Page 17

DESIGNER NET PRICE

STYLE #

COM

54" Plain Fabric



STYLE #

540³
CHAIR

540⁴
OTTOMAN

556
ARM
CHAIR

556
SIDE
CHAIR

COM


3700
11

2050
5

2800
3

2600
3

54" Plain Fabric



STYLE #

560
ARM
CHAIR

560
SIDE
CHAIR

564QS
CHAIR

564QS
OTTOMAN

COM

2800
2

2600
2

3200
7

1300
2

54" Plain Fabric

1 Arm/Armless
Wood Base
Metal Clad Front Footrest

2 (24") Pillows Additional
3 Foam/Down Cushion/Pillow Incl.

4 Foam/Down Cushion
5 Nailhead Shown #9

DESIGNER NET PRICE

STYLE #

COM
54" Plain Fabric
Gold Leaf



STYLE #

578
CHAIR

COM
54" Plain Fabric

3700
9

STYLE #

COM
54" Plain Fabric



591³
CHAIR

3500
7


1 Casters Included

2 Pillow Included

3 Nailhead Shown #9

DESIGNER NET PRICE

				
STYLE #	591¹	594	594	595
	OTTOMAN	CHAIR	OTTOMAN	CHAIR
COM	2150	3500	2050	3500
54" Plain Fabric	3	9	3	7

			
STYLE #	595		600³
	OTTOMAN		ARMLESS
			CHAIR
COM	2050		3100
54" Plain Fabric	3		5

				
STYLE #	600³	600³	602	602
	ARM	OTTOMAN	CHAIR	OTTOMAN
	CHAIR			
COM	3200	2500	3400	2500
54" Plain Fabric	6	3	7	3

1 Nailhead Shown #9

2 Pillow Included

3 Carton Required
- See Page 17

DESIGNER NET PRICE

		
STYLE #	608³ CHAIR	609 CHAIR
COM	3000	3300
54" Plain Fabric	4	7

			
STYLE #	610 CHAIR	610 OTTOMAN	612QS CHAIR
COM	3200	2050	3200
54" Plain Fabric	7	3	7





STYLE #	612 OTTOMAN
COM	2050
54" Plain Fabric	3

1 Pillow Included





2 Nailhead Shown #52

3 Carton Required
- See Page 17

DESIGNER NET PRICE

				
STYLE #	615² CHAIR	615² OTTOMAN	616 CHAIR	618³ BAR STOOL
COM	3400	2500	3500	2700
54" Plain Fabric	6	3	9	1

				
STYLE #	619 CHAIR	619 OTTOMAN	620³ CHAIR	620³ OTTOMAN
COM	3700	2500	3300	1800
54" Plain Fabric	9	3	4	2

				
STYLE #	621 CHAIR	621 OTTOMAN	628QS CHAIR	628 OTTOMAN
COM	3500	2050	3500	1650
54" Plain Fabric	9	3	9	4

1 Oak Frame
Wood Footrest
Metal Top Plate Front Footrest Upcharge 75

2 Carton Required
- See Page 17

3 Oak Frame

DESIGNER NET PRICE



STYLE #

630¹
CHAIR

COM
54" Plain Fabric

3700
10

630²
OTTOMAN

2050
4 1/2



631³
CHAIR

3700
10

631³
OTTOMAN

2050
4 1/2



STYLE #

633
CHAIR

COM
54" Plain Fabric

3500
9

633
OTTOMAN

2050
3



STYLE #

634
CHAIR

COM
54" Plain Fabric

3500
9



634
OTTOMAN

2050
3



636
CHAIR

3900
6



636
OTTOMAN




2500
3

1 Pillow Included

2 Demi Lune
3 Concave Front

4 Nailhead Shown #54

DESIGNER NET PRICE

				
STYLE #	638 CHAIR	638 OTTOMAN	639 CHAIR	640 CHAIR
COM	3500	2050	2500	3200
54" Plain Fabric	9	3	6	3 1/2



				
STYLE #	641 CHAIR	641 OTTOMAN	642 CHAIR	643 CHAIR
COM	3500	1650	3100	3300
54" Plain Fabric	9	4	4	4



				
STYLE #	645¹ BAR STOOL	646² BAR STOOL	647² BAR STOOL	648 CHAIR
COM	2800	2800	2700	2600
54" Plain Fabric	2	2	2	2 1/2

1 Satin Chrome Tubular Footrest
Nailhead Shown #610

2 Satin Chrome
Tubular Footrest

DESIGNER NET PRICE

				
STYLE #	649¹ BENCH	651¹QS BENCH	652¹QS BENCH	653^{2,5} CHAIR
COM	2400	2900	2800	2700
54" Plain Fabric	3	3	2	4

				
STYLE #	654³ CHAIR	654³ OTTOMAN	655² ARM CHAIR	655² SIDE CHAIR
COM	3700	2150	2600	2400
54" Plain Fabric	9	3	3	2

			
STYLE #	660⁴ CHAIR	662 ARM CHAIR	662 SIDE CHAIR
COM	2900	2800	2600
54" Plain Fabric	2	4	3

1 See Chart Page 10

2 Nailhead Shown #610
3 Nailhead Shown #9

4 Oak Frame
5 Carton Required - See Page 17

DESIGNER NET PRICE

				
STYLE #	663 ARM CHAIR	663 SIDE CHAIR	664 SIDE CHAIR	670 ¹ CHAIR
COM	2600	2400	2400	3700
54" Plain Fabric	2	2	2	10
				
STYLE #	670 ² OTTOMAN	671 CHAIR	671 OTTOMAN	672 CHAIR
COM	2050	3200	1650	3700
54" Plain Fabric	4 1/2	7	3	10
				
STYLE #	673 CHAIR	675 ^{3,4} CHAIR	675 ^{3,4} OTTOMAN	676 ⁴ ARM CHAIR
COM	2600	3200	2500	2700
54" Plain Fabric	4	6	3	1 OAK FRAME 2900

1 Pillow Included
Down Fill Inside Back

2 Demi Lune
3 Foam/Dacron Cushion

4 Carton Required
- See Page 17

DESIGNER NET PRICE



STYLE #

676¹
SIDE CHAIR

2600

COM

1

54" Plain Fabric

OAK FRAME

2700



678¹
CHAIR

2800

4



679
CHAIR

3700

10



STYLE #

679
OTTOMAN

2050

4 1/2

COM

54" Plain Fabric

680³QS
BAR
STOOL

2700

2



681¹
CHAIR

3700

8 1/2



681¹
OTTOMAN

2500

3



STYLE #

683⁴
CHAIR

3700

9

COM

54" Plain Fabric

683⁴
OTTOMAN

2500

3

1 Carton Required - See page 17
 2 Skirt Option (9 Yds. 54" Plain)
 No Upcharge

3 Wood Footrest
 Metal Top Plate Front
 Footrest Upcharge 75

4 Walnut Frame
 Foam/Down Cushion

DESIGNER NET PRICE

				
STYLE #	687 ARM CHAIR	687 SIDE CHAIR	688 ¹ QS CHAIR	688 OTTOMAN
COM	2600	2400	4000	2500
54" Plain Fabric	3	2	7	4

				
STYLE #	689 CHAIR	690 ² BAR STOOL	691QS CHAIR	691 OTTOMAN
COM	3500	2900	3200	1650
54" Plain Fabric	8	2	7	4

				
STYLE #	692 ³ CHAIR	693 CHAIR	694 CHAIR	694 OTTOMAN
COM	3600	3500	3900	2500
54" Plain Fabric	2	7	8	3

1 Down Fill Inside Back

2 Wood Footrest
Metal Top Plate Front
Footrest Upcharge 75

3 Oak Frame

DESIGNER NET PRICE

				
STYLE #	696QS ARM CHAIR	696QS SIDE CHAIR	697 ¹ BAR STOOL	699 ² ARM CHAIR
COM	2600	2400	3000	2600
54" Plain Fabric	4	2	2	3

		
STYLE #	699 ² SIDE CHAIR	706 CHAIR
COM	2400	3500
54" Plain Fabric	2	9

			
STYLE #	706 OTTOMAN	707 ARM CHAIR	707 SIDE CHAIR
COM	1650	2800	2600
54" Plain Fabric	3	3	3
			
			708 CHAIR
			3400
			7

1 Oak Frame
1" Lower Than #690
Metal Top Plate Front Footrest Upcharge 75

2 Nailhead Shown #610
3 Down Fill Inside Back

DESIGNER NET PRICE



STYLE #	708	709	709
	OTTOMAN	CHAIR	OTTOMAN
COM	2050	3400	2050
54" Plain Fabric	3	8	4 1/2



STYLE #		711	712QS
		CHAIR	CHAIR
COM		3200	3300
54" Plain Fabric		5	7

STYLE #	712
	OTTOMAN
COM	1650
54" Plain Fabric	4

DESIGNER NET PRICE

			
STYLE #	716 ARM CHAIR	716 SIDE CHAIR	717 ¹ BAR STOOL
COM	2600	2400	2200
54" Plain Fabric	2	2	1

				
STYLE #	722 ² CHAIR	722 OTTOMAN	723 ^{1,3} CHAIR	724 CHAIR
COM	4000	2050	3600	2500
54" Plain Fabric	9	4 1/2	4	5




				
STYLE #	725 CHAIR	728QS CHAIR	728 OTTOMAN	729 ARM CHAIR
COM	2600	3200	1650	3400
54" Plain Fabric	5	7	4	1

1 Oak Frame
Metal Clad Front Footrest
Nailhead Shown #610

2 Down Fill Inside Back

3 Carton Required
- See Page 17

DESIGNER NET PRICE

				
STYLE #	729	734	735	737
	SIDE	CHAIR	CHAIR	CHAIR
	CHAIR		W/SWIVEL	
COM	2700	2100	3200	3500
54" Plain Fabric	1	4	5	7
				
STYLE #	738	740	743^{1,2}	
	CHAIR	OTTOMAN	OTTOMAN	
		BENCH	48"x 48"	
			POLISHED	
			STAINLESS STEEL	
COM	3500	2050	6000	
54" Plain Fabric	8	1	5	
				
STYLE #	745QS	745	747^{1,2}	748
	CHAIR	OTTOMAN	OTTOMAN	ARM
			48"x22"	CHAIR
			POLISHED	
			STAINLESSSTEEL	
COM	3300	1650	6000	2600
54" Plain Fabric	7	3	3	3

1 See Chart Page 11

2 Crate Required
- See Page 17

DESIGNER NET PRICE

			
STYLE #	748	751¹	752²
	SIDE	CHAIR	CHAIR
	CHAIR		
COM	2400	3200	3700
54" Plain Fabric	2	3	9

				
STYLE #	756 OTTOMAN	759	760¹	760¹
	Antique Bronze Add \$250	CHAIR	ARM	SIDE
			CHAIR	CHAIR
	DIA 14" 17" 24"	4300	2800	2600
COM	1500 1700 1900	8	2	2
54" Plain Fabric	2 2 2.5			



				
STYLE #	761QS	762¹	764³	770⁴
	CHAIR	CHAIR	BAR	CHAIR
			STOOL	
COM	3200	2800	2700	3700
54" Plain Fabric	7	4	2	10

1 Carton Required - See Page 17
2 Nailhead Shown #9

3 Wood Footrest
Metal Top Plate Front
Footrest Upcharge 75

4 Down Fill Inside Back

DESIGNER NET PRICE

				
STYLE #	770 OTTOMAN	772QS CHAIR KIDNEY PILLOW INCLUDED 3200	772 OTTOMAN	773 ² CHAIR
COM 54" Plain Fabric	2050 4 1/2	8	1650 4	2800 4
				
STYLE #	774 OTTOMAN	776 ^{2,3} BAR STOOL	780 ³ BAR STOOL	781 CHAIR
COM 54" Plain Fabric	1300 2	2800 1	3100 2	2900 2
				
STYLE #	782 CHAIR	787 SIDE CHAIR	788 ^{4,5} CHAIR W/SWIVEL	789 ⁶ OTTOMAN 51" x 51"
COM 54" Plain Fabric	2400 4	2900 3	4500 5 Antique Bronze Add \$250	4200 9

2 Carton Required-
See Page 17

3 Wood Footrest Metal Top Plate
Front Footrest Upcharge 75
4 Crate Required - See Page 17

5 Oak Frame
6 See Chart Page 10

DESIGNER NET PRICE



794^{1,2}
CHAIR



798
CHAIR



802QS³
CHAIR

STYLE #

COM
54" Plain Fabric

5600
6

5600
4

3400
4 1/2

STYLE #

COM
54" Plain Fabric

802³
OTTOMAN

2500
2



805
CHAIR



805
OTTOMAN

STYLE #

COM
54" Plain Fabric

3400
7

2050
3

1 Crate Required - See Page 17
2 Macassar Ebony Veneer

3 Carton Required - See Page 17

4 Down Fill Inside Back

DESIGNER NET PRICE



STYLE #

809
CHAIR809
OTTOMAN810¹
ARM
CHAIR810¹
SIDE
CHAIR

COM

3700

2500

2900

2700

54" Plain Fabric

4

2

1 1/2

1 1/2



STYLE #

811²
CHAIR812
CHAIR812
OTTOMAN

COM

3300

3400

2050

54" Plain Fabric

4

9

4 1/2



STYLE #

819
CHAIR819
OTTOMAN820³
BAR
STOOL

COM

3500

2050

54" Plain Fabric

5

3



3100

1 1/2





1 Nailhead Shown #610
2 Oak Frame

3 Arm, Wood Footrest
Metal Top Plate Front
Footrest Upcharge 75
Nailhead Shown #610

DESIGNER NET PRICE

				
STYLE #	820¹ BAR STOOL	828 CHAIR	828 OTTOMAN	842² CHAIR
COM	2900	3700	2050	3500
54" Plain Fabric	1 1/2	10	4 1/2	4

				
STYLE #	845^{3,4} CHAIR	845 OTTOMAN	851^{2,5} CHAIR	852^{2,5} ARM CHAIR
COM	4900	1650	3200	2900
54" Plain Fabric	5	4 1/2	3	2

				
STYLE #	852^{2,5} SIDE CHAIR	853^{2,5} CHAIR	853^{2,5} OTTOMAN	854^{2,6} BARSTOOL
COM	2700	3400	2050	3000
54" Plain Fabric	2	3	1	2

1 Armless, Wood Footrest
Metal Top Plate Front
Footrest Upcharge 75
Nailhead Shown #610

2 Carton Required - See Page 17
3 Crate Required - See Page 17
4 Oak Frame
5 Walnut Frame

6 Walnut Frame
Metal Top Plate Front
Footrest Upcharge 75

DESIGNER NET PRICE

				
STYLE #	855 ^{1,2} ARM CHAIR	855 ^{1,2} SIDE CHAIR	856 ^{1,2} CHAIR	857 ^{1,2} QS CHAIR
COM	3400	3200	3800	3700
54" Plain Fabric	1 1/2	1 1/2	3	7
				
STYLE #	858 ^{1,2} CHAIR	859 ^{1,2} CHAIR	861 ^{1,2,3} CHAIR	862 ^{1,2} CHAIR
COM	4500	3900	4500	3600
54" Plain Fabric	6	8	8	3
				
STYLE #	864 ^{1,2} CHAIR KIDNEY PILLOW INCLUDED	870 ³ OTTOMAN WITH TRAYSLIDE STANDARD TRAY: Maple or Walnut Live Edge, Clear Coat FEET: Alder Wood 54"Wx30"Dx17"H w/ tray 35" d x 20" h	871 CHAIR	
COM	3600	8900	2700	
54" Plain Fabric	3 1/2	4	2 1/2	

1 Walnut Frame

2 Carton Required
- See Page 173 Other Woods Available. Due
to Nature of Wood May have
Variations in Grain & Color.

DESIGNER NET PRICE



**873
CHAIR**



**874
CHAIR**



**874
OTTOMAN**



**875
CHAIR**

STYLE #

**COM
54" Plain Fabric**

3300
3

4000
8

2050
3

3500
5 1/2



**876
CHAIR**

STYLE #

**COM
54" Plain Fabric**

4500
7 1/2

DESIGNER NET PRICE

STYLE #

2299 SOFA

Throw Pillows Additional

	72"	84"	96"	108"
COM	6500	6800	7100	7600
54" Plain Fabric	16	18	20	22



STYLE #

2408 SOFA

COM

54" Plain Fabric

60"	72"	84"QS	96"QS	108"
6000	6300	6600	6900	7400
12	14	16	18	20



STYLE #

2419 SOFA

COM

54" Plain Fabric

60"	72"	84"	96"	108"
6600	6900	7200	7500	8000
15	18	21	24	27

DESIGNER NET PRICE

STYLE #

COM
54" Plain Fabric



STYLE #

2448 SOFA
Upholstered Leg Standard
Wood Leg Option No Upcharge
Nailhead Shown #9

COM
54" Plain Fabric

72"	84"	96"	108"
6900	7200	7500	8000
16	18	20	22



STYLE #

COM
54" Plain Fabric

2454 SOFA
Throw Pillows Additional

72"	84"	96"	108"
6900	7200	7500	8000
18	21	24	27



2458 SOFA

60"	72"	84"	96"	108"
6600	6900	7200	7500	8000
15	18	21	24	27

DESIGNER NET PRICE



STYLE #

2469 SOFA

2476 SOFA

**Throw Pillows Additional
Down Pad in Back**

	60"	72"	84"	96"	108"
COM	6000	6300	6600	6900	7400
54" Plain Fabric	10	12	14	16	18

	72"	84"	96"	108"
COM	6900	7200	7500	8000
54" Plain Fabric	18	21	24	27



STYLE #

2480 SOFA

2481 SOFA¹

	60"	72"	84"	96"	108"
COM	6600	6900	7200	7500	8000
54" Plain Fabric	15	18	21	24	27

	60"	72"	84"	96"	108"
COM	6600	6900	7200	7500	8000
54" Plain Fabric	14	16	18	20	22



STYLE #

2484 HEADBOARD

2484 BED

Headboard 54" High

Platform Option 250 Upcharge

	Twin	Full / Queen	King
COM	3500	3700	4000
54" Plain Fabric	5 1/2	6	6 1/2

	Twin	Full / Queen	King
COM	5300	5800	6300
54" Plain Fabric	14	15	15

1 Carton Required
- See Page 17

DESIGNER NET PRICE



2491 SOFA

STYLE #

COM
54" Plain Fabric

60"	72"	84"	96"	108"
6600	6900	7200	7500	8000
14	16	18	20	22



2494 SOFA

STYLE #

COM
54" Plain Fabric

60"	72"	84"	96"	108"
6600	6900	7200	7500	8000
14	16	18	20	22



2496 SOFA

Cord Application Included
Throw Pillows Additional

60"	72"	84"	96"	108"
6200	6500	6800	7100	7600
14	16	18	20	22



2498 SOFA

STYLE #

COM
54" Plain Fabric

60"	72"	84"	96"	108"
6600	6900	7200	7500	8000
14	16	18	20	22

DESIGNER NET PRICE



STYLE #

2513 SOFA

2515 SOFA

**(2) Bolsters Included
Foam/Dacron Cushion**

	60"	72"	84"QS	96"QS	108"
COM	6600	6900	7200	7500	8000
54" Plain Fabric	14	16	18	20	22

	60"	72"	84"	96"	108"
COM	6000	6300	6600	6900	7400
54" Plain Fabric	10	12	14	16	18



STYLE #

2519 SOFA

2521 SOFA

Concave Front

Down Fill Inside Back

	72"	84"	96"	108"
COM	7000	7300	7600	8100
54" Plain Fabric	16	18	20	22

	60"	72"	84"	96"	108"
COM	6600	6900	7200	7500	8000
54" Plain Fabric	10	12	14	16	18



STYLE #

2584 HEADBOARD

2584 BED

Walnut Frame

Walnut Frame

Headboard 48" High

Platform Option 250 Upcharge

	Twin	Full / Queen	King
COM	4300	4600	4900
54" Plain Fabric	5	6	6 1/2

	Twin	Full / Queen	King
COM	6200	6700	7200
54" Plain Fabric	9	10	10

DESIGNER NET PRICE



STYLE #

2594 SOFA

2600 SOFA¹

COM

54" Plain Fabric

	72"	84"	96"	108"
COM	6900	7200	7500	8000
54" Plain Fabric	18	21	24	27

	60"	72"	84"	96"
COM	6200	6500	6800	7100
54" Plain Fabric	10	12	14	16

STYLE #

COM

54" Plain Fabric



STYLE #

2605 SOFA¹

2612 SOFA

COM

54" Plain Fabric

**Gold Leaf
Finials Included**

(2) Bolsters Included
(3) Throw Pillows Additional

	72"	84"	96"	108"
COM	6900	7200	7500	8000
54" Plain Fabric	18	21	24	27

	60"	72"	84"	96"
COM	6000	6300	6600	6900
54" Plain Fabric	10	12	14	16

1 Carton Required
- See Page 17

DESIGNER NET PRICE



STYLE #

2620 SOFA

Oak Frame

65" 95"

(2) Seats (3) Seats

COM

6900 7600

54" Plain Fabric

10 15



2621 SOFA

60" 72" 84"QS 96"QS 108"

6600 6900 7200 7500 8000

14 16 18 20 22



STYLE #

2622 SOFA

72" 84" 96" 108"

COM

6900 7200 7500 8000

54" Plain Fabric

18 21 24 27



2626 SOFA

Nailhead Shown #9

72" 84" 96" 108"

6900 7200 7500 8000

14 16 18 20



STYLE #

2628 SOFA

72" 84" 96" 108"

COM

6900 7200 7500 8000

54" Plain Fabric

16 18 20 22



2629 SOFA

**(4) Throw Pillows Additional
Foam/Down Cushion**

72" 84" 96" 108"

6500 6800 7100 7600

14 16 18 20

DESIGNER NET PRICE

STYLE #

2632 SOFA

	60"	72"	84"	96"	108"
COM	6600	6900	7200	7500	8000
54" Plain Fabric	15	18	21	24	27

**2633 SOFA**

	60"	72"	84"	96"	108"
COM	6600	6900	7200	7500	8000
54" Plain Fabric	14	16	18	20	22



STYLE #

2634SOFAQS

SectionalAsTearSheet
As Shown Overall 108" x 72"
Net 13,800 + COM 31Yds

	60"	72"	84"	96"	108"
COM	6600	6900	7200	7500	8000
54" Plain Fabric	14	16	18	20	22



STYLE #

2636 SOFA
Curved Back

	60"	72"	84"	96"	108"
COM	6700	7000	7300	7600	8000
54" Plain Fabric	14	16	18	20	22

**2638 SOFA**
Curved Back

	60"	72"	84"	96"	108"
COM	6600	6900	7200	7500	8000
54" Plain Fabric	14	16	18	20	22

DESIGNER NET PRICE



STYLE #

2639 SOFA

Foam/Down Cushion

COM

54" Plain Fabric

60"	72"	84"	96"
6000	6300	6600	6900
10	12	14	16



2644SOFA

Metal Clad Legs, See Page 12

Antique Bronze Add \$400

72"	84"	96"	108"
6900	7200	7500	8000
16	18	20	22



STYLE #

2650CHAISE

ThrowPillowIncluded

COM

54" Plain Fabric

68"
4900
12



2651ARMLESS

As Shown 78" x 78"

Overall Net 10,800 + COM 20Yds

60"	72"	84"	96"	108"
4800	5100	5400	5800	6200
8	9	10	12	14



STYLE #

2652 HEADBOARD

**Headboard 60" High
Oak Frame**

COM

54" Plain Fabric

Twin	Full / Queen	King
4500	4800	5100
5	6	6 1/2



2652 BED

**Headboard 60" High
Oak Frame**

Platform Option 250 Upcharge

Twin	Full / Queen	King
6400	6900	7400
5	6	6 1/2

DESIGNER NET PRICE



STYLE #

2655SOFA

60",72",84",96"(2)Seats

108" (3) Seats

Antique Bronze Add \$400

COM	60"	72"	84"	96"	108"
54" Plain Fabric	6000	6300	6600	6900	7400
	10	12	14	16	18

2656 SOFA

	72"	84"	96"	108"
	7000	7300	7600	8000
	16	18	20	22



STYLE #

2657SOFA

Foam/DacronCushion

Sectional BearSheet

As Shown Overall 108" x 96"

Net 14,800 + COM 36Yds

COM	72"	84"	96"	108"
54" Plain Fabric	7000	7300	7600	8000
	16	18	20	22

2657 OTTOMAN

Foam/Dacron Cushion

	36" x 36"
	2500
	4



STYLE #

2658 SOFA

Wood Leg Option No Upcharge

COM	72"	84"	96"	108"
54" Plain Fabric	6900	7200	7500	8000
	18	21	24	27

2667 SOFA

Foam/Dacron Cushion

	60"	72"	84"	96"	108"
	6600	6900	7200	7500	8000
	14	16	18	20	22

DESIGNER NET PRICE



STYLE #	2672 SOFA				
	60"	72"	84"QS	96"QS	108"
COM	6600	6900	7200	7500	8000
54" Plain Fabric	15	18	21	24	27



	2673 SOFA				
	60"	72"	84"	96"	108"
COM	6600	6900	7200	7500	8000
54" Plain Fabric	14	16	18	20	22



STYLE #	2683 SOFA				
	Walnut Frame				
	60"	72"	84"	96"	108"
COM	6600	6900	7200	7500	8000
54" Plain Fabric	14	16	18	20	22



	2684 BED		
	Platform Option 250 Upcharge		
	Headboard 61" High		
	Headboard Only Not Available		
	Twin	Full / Queen	King
COM	5300	5800	6300
54" Plain Fabric	12	13	13



STYLE #	2688 SOFA				
	Down Fill Inside Back				
	Nailhead Shown #9				
	60"	72"	84"	96"	108"
COM	6600	6900	7200	7500	8000
54" Plain Fabric	10	12	14	16	18

DESIGNER NET PRICE



STYLE #

2697 SOFA

COM

	60"	72"	84"	96"	108"
	6600	6900	7200	7500	8000
	14	16	18	20	22

54" Plain Fabric



STYLE #

2698 SOFA

COM

	60"	72"	84"	96"	108"
	6600	6900	7200	7500	8000
	15	18	21	24	27

54" Plain Fabric



2699 CHAISE

	72"	84"
	6900	7200
	15	17



STYLE #

2705 SOFA

**(2) Bolsters Included
(3) Throw Pillows Additional
Nailhead Shown #54**

Carton Required, See Page 17

COM

	72"	84"	96"	108"
	6900	7200	7500	8000
	16	18	20	22

54" Plain Fabric

Gold Leaf

Finials Included



2719 SOFA

Concave Front

	72"	84"	96"	108"
	6900	7200	7500	8000
	18	21	24	27

DESIGNER NET PRICE



STYLE #

2720 SOFA

2722 SOFA

Concave Front

Down Fill Inside Back

	60"	72"	84"	96"	108"
COM	6600	6900	7200	7500	8000
54" Plain Fabric	14	16	18	20	22

	60"	72"	84"	96"	108"
COM	6600	6900	7200	7500	8000
54" Plain Fabric	14	16	18	20	22



STYLE #

2724 HEADBOARD

2724 BED

Headboard 60" High

Headboard 60" High

Mahogany Frame

Mahogany Frame

	Twin	Full / Queen	King
COM	4300	4600	4900
54" Plain Fabric	6	7	7 1/2

	Twin	Full / Queen	King
COM	6200	6700	7200
54" Plain Fabric	14	15	15



STYLE #

2725 TETE-A-TETE

2726 SOFA

Oak Frame

Throw Pillows Additional

(2) Bolsters Included

Nailhead Shown #9

	60"	72"	84"	96"	108"
COM	6100	6400	6700	7100	7500
54" Plain Fabric	10	12	14	16	18

	72"	84"	96"	108"
COM	6900	7200	7500	8000
54" Plain Fabric	16	18	20	22

DESIGNER NET PRICE



STYLE #	2727 SOFA			
	Oak Frame			
	72"	84"	96"	108"
COM	6900	7200	7500	8000
54" Plain Fabric	16	18	20	22
Front Pillows	3	4 1/2	4 1/2	4 1/2



	2728 SOFA				
	Down Fill Inside Back				
	60"	72"	84"	96"	108"
COM	6600	6900	7200	7500	8000
54" Plain Fabric	14	16	18	20	22



STYLE #	2730 SOFA			
	Concave Front			
	72"	84"	96"	108"
COM	6900	7200	7500	8000
54" Plain Fabric	16	18	20	22



	2731 SOFA				
	60"	72"	84"	96"	108"
COM	4800	5100	5400	5800	6200
54" Plain Fabric	10	12	14	16	18



STYLE #	2732CHAISE	
	ThrowPillowAdditional	
	64"	
COM	4900	
54" Plain Fabric	5	



	2733SOFA				
	Sectional As Shown Tear Sheet				
	Overall 108" x 72" Chaise Net 13,800+ COM 34Yds				
	60"	72"	84"	96"	108"
COM	6600	6900	7200	7500	8000
54" Plain Fabric	15	18	21	24	27

DESIGNER NET PRICE



STYLE # 2734 HEADBOARD

	Twin	Full / Queen	King
COM	3500	3700	4000
54" Plain Fabric	6	6 1/2	7



2734 BED
Platform Option 250 Upcharge

	Twin	Full / Queen	King
COM	5300	5800	6300
54" Plain Fabric	15	16	16



STYLE # 2735 SOFA OAK PLINTH

Sectional As Tear Sheet
Overall 72" x 148" x 72" Net 20,900 COM 48Yds

	60"	72"	84"	96"	108"
COM	6600	6900	7200	7500	8000
54" Plain Fabric	14	16	18	20	22



2736 SOFA

	72"	84"	96"	108"
COM	6300	6600	6900	7300
54" Plain Fabric	14	16	18	20



STYLE #

2743 SOFA

Polished Stainless Steel
See Chart Page 11

Crate Required See Page 17

COM	11250	11900	12500	13300
54" Plain Fabric	16	18	20	22

	72"	84"	96"	108"
COM	11250	11900	12500	13300
54" Plain Fabric	16	18	20	22

DESIGNER NET PRICE



STYLE #

2744 SOFA

Polished Stainless Steel

See Chart Page 11

	72"	84"	96"	108"	120"
COM	9100	10000	10600	11400	12200
54" Plain Fabric	16	18	20	22	24



2746 SOFA

	72"	84"	96"	108"
COM	6900	7200	7500	8000
54" Plain Fabric	18	21	24	27



STYLE #

2749SECTIONAL

As Shown 108" x 84"

Overall Net 14,100 + COM 36Yds

	72"	84"	96"	108"
COM - Sofa Only	6900	7200	7500	8000
54" Plain Fabric	16	18	20	22



2757SOFA

PolishedStainlessSteel

SeeChartPage11

CrateRequiredSeePage17

As Shown 116" x 121"

Overall Net 22,890 + COM 36Yds

	60"	72"	84"	96"	108"
COM	8600	8900	9200	9500	10000
54" Plain Fabric	14	16	18	20	22

End Table 24" x 37" x 17" Ht - 3790



STYLE #

2766 SOFA

	72"	84"	96"	108"
COM	6900	7200	7500	8000
54" Plain Fabric	18	20	22	24



2767BED

WalnutBase

	Twin	Full / Queen	King
COM	8800	9300	9800
54" Plain Fabric	5	6	7

DESIGNER NET PRICE



STYLE #

2769 SOFA

Oak Wood As Shown

72" 84" 96" 108"

COM

10000 10300 10600 11100

54" Plain Fabric

12 14 16 18

2771 SOFA

Walnut Base

72" 84" 96" 108"

7300 7600 7900 8400

18 20 22 24

COM backs/seats 9 10 12 14
COL frame/sq ft 170 180 198 226



STYLE #

2784 HEADBOARD

Headboard 60" High

Twin Full / Queen King

COM

3700 3900 4200

54" Plain Fabric

6 6 1/2 7

2784 BED
Headboard 60" High
Platform Option 250 Upcharge

Twin Full / Queen King

5300 5800 6300

15 16 16



STYLE #

2786 SOFA

72" 84" 96" 108"

COM

8300 8600 8900 9400

54" Plain Fabric

16 18 20 22

2807 HEADBOARD

Headboard 61" High

Twin Full / Queen King

4000 4300 4600

7 7 1/2 8

DESIGNER NET PRICE



STYLE #

2807 BED

2808 SOFA

Platform Option 250 Upcharge

Down Fill Inside Back

	Twin	Full / Queen	King	60"	72"	84"	96"	108"
COM	6200	6700	7200	7000	7300	7600	7900	8400
54" Plain Fabric	18	20	20	12	14	16	18	20

STYLE #

COM

54" Plain Fabric

STYLE #

COM

54" Plain Fabric

DESIGNER NET PRICE



STYLE #

2855 CHAISE¹
Walnut Frame

COM

60"
5500

54" Plain Fabric

6



2856 SOFA¹
Walnut Frame

60"	72"	84"	96"
6000	6300	6600	6900
8	8	10	12



STYLE #

2857 SOFA¹
Walnut Frame

COM

60"	72"	84"	96"	108"
6600	6900	7200	7500	8000
10	12	14	16	18

54" Plain Fabric



2859 SOFA¹
Walnut Frame

60"	72"	84"	96"	108"
7200	7500	7800	8100	8600
14	16	18	20	22



STYLE #

2860 SOFA

Throw Pillows Additional
Tight Back

COM

72"	84"	96"	108"
6900	7200	7500	8000
14	16	18	20

54" Plain Fabric

Fitted Loose Back Option
Add 250 per Back Pillow
+2yds each

1 Carton Required
- See Page 17

DESIGNER NET PRICE



STYLE #

2878 SOFA

2879 TETE-A-TETE

COM

54" Plain Fabric

	72"	84"	96"	108"
COM	7300	7600	7900	8400
54" Plain Fabric	16	18	20	22

	72"	84"	96"	108"
COM	6900	7200	7500	8000
54" Plain Fabric	16	18	20	22



STYLE #

2880 SOFA

2881 SOFA ONLY

COM

54" Plain Fabric

	72"	84"	96"	108"
COM	6900	7200	7500	8000
54" Plain Fabric	12	14	16	18

As shown 84" x 144" overall

Net \$15,400 + COM 42 Yds See

Page 76 for #8610 Bookshelf Price

	60"	72"	84"	96"	108"
COM	6600	6900	7200	7500	8000
54" Plain Fabric	14	16	18	20	22

CASEGOOD FURNITURE

GENERAL INFORMATION, TERMS AND CONDITIONS OF SALE

TERMS OF SALE

A. Rudin requires a fifty percent deposit on all orders. Terms are payment of balance prior to pickup.

We recommend shipping with a fine furniture, blanket wrap carrier; Plycon Transportation, freight prepaid to be added to final invoice. Please indicate at time when order is placed if prepaid freight is to be added.

If Designer wishes to make their own shipping arrangements, pickup address will be provided.

ORDERING INSTRUCTIONS

A. Rudin requires a signature on all orders or a written and signed purchase order consisting of style/ item, quantity, material, size, detail specification, finish, custom quote reference if applicable. Custom sizes and finishes are available by quotation.

CANCELLATIONS AND CHANGES

No cancellation or change can be accepted after materials have been cut. The designer will be charged with any labor or material used due to change or cancellation.

DELIVERY

Estimated completion 14-18 weeks from receipt of all specifications

WOOD & STONE

Due to nature of wood & stone there will be some variation in grain & color.

FINISHES

Because of natural wood differences, finishes may vary in tone, color and character. Slight variations in color and shading are part of the individual custom nature of applying finishes to wood products. **No guarantee** can be made for an **exact match**. We enforce quality matching but when certain details are critical for a particular order please **note your specific need in writing**. We shall, within limits, meet your need or your request for a "Sample for Approval". Always use current wood samples as a guide to ordering. **Do not** use floor samples as a guide since normal weathering changes the original finish. If needed, inquire for current finish sample.

Furniture is fabricated in Walnut, Cherry, Maple, Birch, Oak, as well as various veneers. The selection of wood species is determined by finish selected.

- 15 Almond
- 25 Fruitwood
- 35 Chestnut
- 40 Cherry
- 50 Walnut
- 60 Tobacco
- 70 Ebonized
- 75 Mahogany
- 80 Mink
- 85 Sable
- 86 Natural Walnut
- 87 Smokey Walnut
- 88 Hematite *ADD 10% to price***
- 89 Earth
- 90 Greige
- 93 Greige Matte
- 100 Oil rubbed walnut

When specifying cerused Oak *ADD 10% to price*:

- 84 Shale
- 91 Light Brown ceruse
- 92 Smokey ceruse
- 94 Sand ceruse
- 95 Greige ceruse
- 96 Granite ceruse
- 97 Earth ceruse
- 98 Driftwood ceruse
- 99 Blonde on Oak ceruse

SERVICE AND REPAIRS

No return of merchandise will be accepted without prior authorization from our Los Angeles office.

FREIGHT DAMAGE CLAIMS

A. Rudin is not responsible for damage suffered in transit or in storage. Before accepting merchandise from carrier, examine the shipment carefully. If there is any visible damage to the containers, insist that a notation be made on the Delivery Document before signing for merchandise. Claims for damage or shortage by delivering carrier should be filed by the consignee within 5 days of delivery. When receiving furniture from "uncrated, blanket wrapped" furniture carrier, remove wrapping and examine furniture before signing receipt. Note damage, if any, on receipt and file claim within 5 days with carrier. Claims for merchandise defects or errors must be reported to A. Rudin in writing within 10 days from receipt of merchandise. Failure to do so shall constitute full acceptance of the merchandise.



8210 DINING TABLE
Walnut, Cherry, Maple or Oak
See Additional Notes Page 68
Oak Ceruse, Hematite Finish
10% Up charge

72"W x 42"D x 30"H	9505
72"W x 42"D x 30"H w/20" Leaf	11750
72"W x 42"D x 30"H w/(2) 20" Leaves	12410
72"W x 48"D x 30"H	9505
72"W x 48"D x 30"H w/20" Leaf	11750
72"W x 48"D x 30"H w/(2) 20" Leaves	12410



8215 BAR TABLE

Walnut, Cherry, Maple or Oak

See Additional Notes Page 68

Oak Ceruse, Hematite 10%

Upcharge

30" Diameter x 42"H 5015

36" Diameter x 42"H 5150



8275 NIGHT STAND

Walnut, Cherry, Maple, Birch or Oak

(See Additional Notes Page 68)


Oak Ceruse or Hematite Finish

10% Upcharge

24"W x 20"D x 26"H 3695

30"W x 20"D x 26"H 3830

34"W x 20"D x 26"H 3960



8280 CONSOLE

Walnut, Cherry, Maple, Birch or Oak

(See Additional Notes Page 68)

Oak Ceruse or Hematite Finish

10% Upcharge

66"W x 18"D x 32"H (2) Drawer 6995

66"W x 18"D x 32"H (3) Drawer 7655

72"W x 18"D x 32"H (3) Drawer 7920

84"W x 18"D x 32"H (3) Drawer 8315

**8600 BOOKSHELF****Walnut Wood Live Edge****Finish: Clear Coat****Metal: Blackened Bronze****Over Plated Steel****68"W x 15 1/2"D x 63"H 15,270****As Shown**



8610 Bookshelf Walnut Wood
 As shown Finish: #86 Natural Walnut
 Oak Ceruse, Hematite 10% Upcharge
 Ask for quote for different sizes

angled 66 1/2" x 73" x 66 1/2" 20725
 Built in Three Pieces

angled 66 1/2" x 73" x 96" 22825

Built in Three Pieces

(16" D x 28" H)



8620 BOOKSHELF END

As shown Walnut Wood
 Finish: #86 Natural Walnut

Oak Ceruse, Hematite 10%
 Upcharge

36"W x 18"D x 24"H 4925



8630 NIGHT STAND

Maple Burl Top Live Edge
 Finish: Clear Coat

Metal: Blackened Bronze
 Over Plated Steel

30"W x 20"D x 26 1/2"H 8850

As Shown

Crate Required



8640 COCKTAIL TABLE

Maple Burl Live Edge Finish:
 Clear Coat

Metal: Blackened Bronze
 Over Plated Steel

60"W x 30"D x 17"H 11,440

As Shown

Crate Required



8645 COCKTAIL TABLE

Walnut Live Edge

Finish: Clear Coat

Acrylic Base

Metal: Blackened Bronze

Over Plated Steel

60"W x 30"D x 18"H 10,110

As Shown

Crate Required



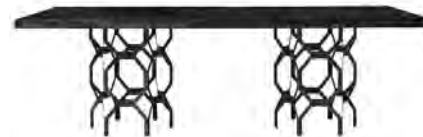
8660 CREDENZA

Walnut Wood

Finish: Clear Coat

48"W x 22"D x 34 1/4"H 17,250

As Shown



8680 DINING TABLE

Figured Walnut Veneer

Finish: Claro Walnut

Metal: Blackened Bronze

Over Plated Steel

96"W x 43"D x 30"H 17,500

As Shown

**8710 COCKTAIL TABLE**

Finish: Beige, Cered Oak

Hematite add 10% to prices below

58"W x 32"D x 15"H

Leather inset top: 8710 +COL 54 sq ft.

COL price not included.

Wood inset top: 9900

Carton Required