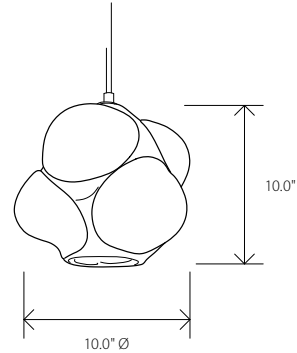


Cumulo Pendant



Clear



Dimensions\*: 10.0" Ø, 10.0" H  
 Materials: glass, metal  
 Product weight\*: 9.0 lbs  
 Light source: medium base E26 socket\*\*  
 Lamping: E26 base, G25 lamp, 40 W max  
 250 V AC Max  
 Round canopy with cloth covered SJT-3 Cable  
 Canopy dimensions: 5" Ø, 0.3"  
 Field adjustable drop length: 0'6" min - 6'0" max  
 Canopy finish matches Metal Finish  
 Suitable for sloped ceilings  
 UL listed for damp locations



Opaline



Grey



grey (GL-133)




opaline (GL-135)



clear (GL-048)



satin nickel



brushed brass



dark bronze



black

MATERIAL & FINISH OPTIONS

Cumulo pendant part # 506-3268-

Glass Finish

grey (GL-133) 133  
 opaline (GL-135) 135  
 clear (GL-048) 048

Metal Finish

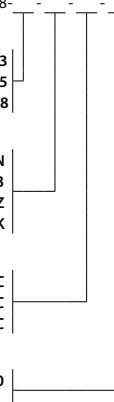
satin nickel SN  
 brushed brass SB  
 dark bronze BZ  
 black BK

Cord Color

black cloth BC  
 taupe cloth TC  
 silver cloth SC

Lamping

no bulb 00  
 G25 LED bulb included - 2700 K, 90 CRI, 3.8 W, 350 lumens, 120 V AC MB



*Inspired by a love of curves and voluptuous forms, the cumulo pieces are made with molten dollops of glass attached to a central core. The hot bits are blown out to diffuse the color and create a bulbous cloud-like shape. Hand blown and shaped in lead free crystal. No molds are used, and each glass shape is unique. Designed and made by Siemon & Salazar in California. Signed.*

\* Each piece of hand-blown glass is a unique work of art. Dimensions, weight, and color will vary. When multiple fixtures are installed next to each other, expect some variation in shape and color.

\*\* Alternate voltages and socket types are available upon request.

